

CITIGROUP INC. FUTURE (CITG) - EUX/202501

2024/08/15 18:47:50

Price
61.4828 USD

Difference  3.31% (1.97)

General attributes

Symbol	CITGF25
Exchange	Eurex
Currency	USD
Security type	Future
Underlying	CITIGROUP INC
Maturity	01-2025
Contract size	100

Market data

Bid (Bid size)	- USD (-)
Ask (Ask size)	- USD (-)
Open	61.4828 USD
High	61.4828 USD
Low	61.4828 USD
Close (prev. day)	59.5136 USD
Underlying	CITIGROUP INC
Underlying price (date)	60.645 (24/08/15)
Settlement price (date)	61.48 (24/08/15)
Open Interest	0

Performance and Risk

	6m	1Y	3Y
Perf (%)	+8.46%	-	-
Perf (abs.)	+4.64	-	-
Beta	-	-	-
Volatility	24.46	-	-

Futures and Options

Related Futures	-
Related Options	-

5Y









Information about previous performance does not guarantee future performance.
Source: FactSet

Price data

Ø price 5 days Ø volume 5 days (pcs.)	58.9212 USD (0)
Ø price 30 days Ø volume 30 days (pcs.)	63.6599 USD (0)
Ø price 100 days Ø volume 100 days (pcs.)	63.0778 USD (0)
Ø price 250 days Ø volume 250 days (pcs.)	- USD (-)
YTD High date	68.4625 USD (2024/07/17)
YTD Low date	51.0280 USD (2024/01/18)
52 Weeks High date	- USD (-)
52 Weeks Low date	- USD (-)

Recent Research

on underlying	on sector	on market	
Date		Headline	Download
2024/08/12		Global Equity Ratings	
2024/07/24		Global Equity Ratings	
2024/07/12		Global Equity Ratings	
2024/06/21		Global Equity Ratings	
2024/06/14		Global Equity Ratings	