

CITIGROUP INC. FUTURE (CITG) - EUX/202501

2024/06/03 18:34:15

Price
62.5663 USD

Difference  -0.55% (-0.35)

General attributes

Symbol	CITGF25
Exchange	Eurex
Currency	USD
Security type	Future
Underlying	CITIGROUP INC
Maturity	01-2025
Contract size	100

Market data

Bid (Bid size)	- USD (-)
Ask (Ask size)	- USD (-)
Open	62.5663 USD
High	62.5663 USD
Low	62.5663 USD
Close (prev. day)	62.9139 USD
Underlying	CITIGROUP INC
Underlying price (date)	60.985 (24/06/04)
Settlement price (date)	62.57 (24/06/03)
Open Interest	0

Performance and Risk

	6m	1Y	3Y
Perf (%)	-	-	-
Perf (abs.)	-	-	-
Beta	-	-	-
Volatility	-	-	-

Futures and Options

Related Futures	-
Related Options	-

5Y












Information about previous performance does not guarantee future performance.
Source: FactSet

Price data

Ø price 5 days Ø volume 5 days (pcs.)	63.1257 USD (0)
Ø price 30 days Ø volume 30 days (pcs.)	63.9468 USD (0)
Ø price 100 days Ø volume 100 days (pcs.)	59.4830 USD (0)
Ø price 250 days Ø volume 250 days (pcs.)	- USD (-)
YTD High date	65.7195 USD (2024/05/16)
YTD Low date	51.0280 USD (2024/01/18)
52 Weeks High date	- USD (-)
52 Weeks Low date	- USD (-)

Recent Research

on underlying	on sector	on market	
Date		Headline	Download
2024/05/29		Global Equity Ratings	
2024/04/26		Global Equity Ratings	
2024/04/03		Global Equity Ratings	
2024/03/13		Global Equity Ratings	
2024/02/22		Global Equity Ratings	