

PARTNERS GROUP HOLDING AG FUTURE (PGHF) - EUX/202501

2024/07/26 18:35:42

Price
1,186.2049 CHFDifference  0.38% (4.50)

General attributes

| | |
|---------------|---------------------------|
| Symbol | PGHFF25 |
| Exchange | Eurex |
| Currency | CHF |
| Security type | Future |
| Underlying | PARTNERS GROUP HOLDING AG |
| Maturity | 01-2025 |
| Contract size | 100 |

Market data

| | |
|-------------------------|---------------------------|
| Bid (Bid size) | - CHF (-) |
| Ask (Ask size) | - CHF (-) |
| Open | 1,186.2049 CHF |
| High | 1,186.2049 CHF |
| Low | 1,186.2049 CHF |
| Close (prev. day) | 1,181.7051 CHF |
| Underlying | PARTNERS GROUP HOLDING AG |
| Underlying price (date) | 1,180.00 (24/07/26) |
| Settlement price (date) | 1,186.20 (24/07/26) |
| Open Interest | 0 |

Performance and Risk

| | 6m | 1Y | 3Y |
|-------------|--------|----|----|
| Perf (%) | +5.19% | - | - |
| Perf (abs.) | +58.51 | - | - |
| Beta | - | - | - |
| Volatility | 21.36 | - | - |

Futures and Options

| | |
|-----------------|---|
| Related Futures | - |
| Related Options | - |













Information about previous performance does not guarantee future performance.
Source: FactSet

Price data

| | |
|---|-----------------------------|
| Ø price 5 days Ø volume 5 days (pcs.) | 1,204.3837 CHF (0) |
| Ø price 30 days Ø volume 30 days (pcs.) | 1,195.2700 CHF (0) |
| Ø price 100 days Ø volume 100 days (pcs.) | 1,218.0457 CHF (0) |
| Ø price 250 days Ø volume 250 days (pcs.) | - CHF (-) |
| YTD High date | 1,295.2203 CHF (2024/03/21) |
| YTD Low date | 1,077.1881 CHF (2024/01/17) |
| 52 Weeks High date | - CHF (-) |
| 52 Weeks Low date | - CHF (-) |

Recent Research

| on underlying | on sector | on market | | |
|---------------|---|-----------|-----------------------|---|
| Date | | | Headline | Download |
| 2022/12/19 |  | | Global Equity Ratings |  |
| 2022/11/28 |  | | Global Equity Ratings |  |
| 2022/11/18 |  | | Global Equity Ratings |  |
| 2022/10/31 |  | | Global Equity Ratings |  |
| 2022/10/05 |  | | Global Equity Ratings |  |