


# MÜNCH. RÜCKVERSICHER.-GES. AG FUTURE (MU2G) - EUX/202501

2024/07/29 18:35:33

**Price**  
**459.6935** EUR

**Difference**  **-0.95% (-4.42)**

---

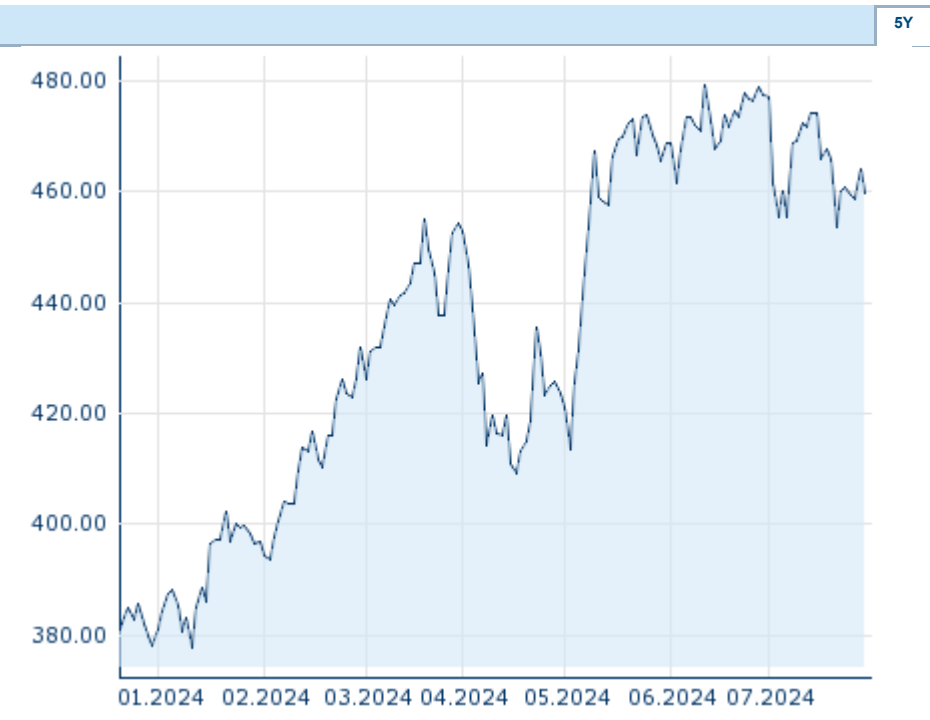
**General attributes**

**Symbol** MU2GF25  
**Exchange** Eurex  
**Currency** EUR  
**Security type** Future  
**Underlying** MÜNCHENER RÜCKVERSICHERUNGS-GESELLSCHAFT AG  
**Maturity** 01-2025  
**Contract size** 100

---

**Market data**

**Bid (Bid size)** - EUR (-)  
**Ask (Ask size)** - EUR (-)  
**Open** 459.6935 EUR  
**High** 459.6935 EUR  
**Low** 459.6935 EUR  
**Close (prev. day)** 464.1173 EUR  
**Underlying** MÜNCHENER RÜCKVERSICHERUNGS-GESELLSCHAFT AG  
**Underlying price (date)** 451.30 (24/07/29)  
**Settlement price (date)** 459.69 (24/07/29)  
**Open Interest** 0



Information about previous performance does not guarantee future performance.  
 Source: FactSet

**Performance and Risk**

	6m	1Y	3Y
<b>Perf (%)</b>	+15.40%	-	-
<b>Perf (abs.)</b>	+61.36	-	-
<b>Beta</b>	-	-	-
<b>Volatility</b>	19.93	-	-






**Price data**

Ø price 5 days   Ø volume 5 days (pcs.)	460.4991 EUR (0)
Ø price 30 days   Ø volume 30 days (pcs.)	467.8409 EUR (0)
Ø price 100 days   Ø volume 100 days (pcs.)	453.0268 EUR (0)
Ø price 250 days   Ø volume 250 days (pcs.)	- EUR (-)
<b>YTD High   date</b>	479.2008 EUR (2024/06/12)
<b>YTD Low   date</b>	377.6770 EUR (2024/01/11)
<b>52 Weeks High   date</b>	- EUR (-)
<b>52 Weeks Low   date</b>	- EUR (-)

**Futures and Options**

**Related Futures** -  
**Related Options** -

**Recent Research**

Date	Headline	Download
2024/07/29	 Akciové trhy - denní zpráva	
2024/07/26	 Akciové trhy - denní zpráva	
2024/07/25	 Akciové trhy - denní zpráva	
2024/07/24	 Global Equity Ratings	
2024/07/24	 Akciové trhy - denní zpráva	