

CTS EVENTIM AG & CO. KGAA FUTURE (EVDF) - EUX/202501

2024/09/17 18:45:53

Price
86.7338 EUR

Difference  **-0.13% (-0.11)**

General attributes

Symbol	EVDF25
Exchange	Eurex
Currency	EUR
Security type	Future
Underlying	CTS EVENTIM AG & CO. KGAA
Maturity	01-2025
Contract size	100

Market data

Bid (Bid size)	- EUR (-)
Ask (Ask size)	- EUR (-)
Open	86.7338 EUR
High	86.7338 EUR
Low	86.7338 EUR
Close (prev. day)	86.8436 EUR
Underlying	CTS EVENTIM AG & CO. KGAA
Underlying price (date)	85.85 (24/09/18)
Settlement price (date)	86.73 (24/09/17)
Open Interest	0

Performance and Risk

	6m	1Y	3Y
Perf (%)	+10.80%	-	-
Perf (abs.)	+8.45	-	-
Beta	-	-	-
Volatility	29.86	-	-

Futures and Options

Related Futures	-
Related Options	-

5Y












Information about previous performance does not guarantee future performance.
Source: FactSet

Price data

Ø price 5 days Ø volume 5 days (pcs.)	87.5614 EUR (0)
Ø price 30 days Ø volume 30 days (pcs.)	84.6512 EUR (0)
Ø price 100 days Ø volume 100 days (pcs.)	82.3923 EUR (0)
Ø price 250 days Ø volume 250 days (pcs.)	- EUR (-)
YTD High date	88.5849 EUR (2024/08/22)
YTD Low date	60.4297 EUR (2024/01/11)
52 Weeks High date	- EUR (-)
52 Weeks Low date	- EUR (-)

Recent Research

on sector		on market	
Date		Headline	Download
2024/09/11		Global Equity Ratings	
2024/09/05		Global Equity Ratings	
2024/08/12		Global Equity Ratings	
2024/07/24		Global Equity Ratings	
2024/07/12		Global Equity Ratings	