

# PORSCHE AUTOMOBIL HOLDING SE FUTURE (PORK) - EUX/202501

2024/08/07 18:43:26

Price  
**39.482** EUR

Difference  1.08% (0.42)

### General attributes

|               |                    |
|---------------|--------------------|
| Symbol        | PORKF25            |
| Exchange      | Eurex              |
| Currency      | EUR                |
| Security type | Future             |
| Underlying    | PORSCHE AUTO HL SE |
| Maturity      | 01-2025            |
| Contract size | 100                |

### Market data

|                         |                    |
|-------------------------|--------------------|
| Bid (Bid size)          | - EUR (-)          |
| Ask (Ask size)          | - EUR (-)          |
| Open                    | 39.482 EUR         |
| High                    | 39.482 EUR         |
| Low                     | 39.482 EUR         |
| Close (prev. day)       | 39.0587 EUR        |
| Underlying              | PORSCHE AUTO HL SE |
| Underlying price (date) | 38.83 (24/08/07)   |
| Settlement price (date) | 39.48 (24/08/07)   |
| Open Interest           | 0                  |

### Performance and Risk

|             | 6m      | 1Y | 3Y |
|-------------|---------|----|----|
| Perf (%)    | -12.25% | -  | -  |
| Perf (abs.) | -5.51   | -  | -  |
| Beta        | -       | -  | -  |
| Volatility  | 23.07   | -  | -  |

### Futures and Options

|                 |   |
|-----------------|---|
| Related Futures | - |
| Related Options | - |













Information about previous performance does not guarantee future performance.  
Source: FactSet

### Price data

|   |                         |
|---|-------------------------|
| Ø price 5 days   Ø volume 5 days (pcs.)     | 39.976 EUR (0)          |
| Ø price 30 days   Ø volume 30 days (pcs.)   | 42.705 EUR (0)          |
| Ø price 100 days   Ø volume 100 days (pcs.) | 46.447 EUR (0)          |
| Ø price 250 days   Ø volume 250 days (pcs.) | - EUR (-)               |
| YTD High   date                             | 50.884 EUR (2024/04/10) |
| YTD Low   date                              | 39.059 EUR (2024/08/06) |
| 52 Weeks High   date                        | - EUR (-)               |
| 52 Weeks Low   date                         | - EUR (-)               |

### Recent Research

| on sector  | on market   |                       |   |
|------------|---|-----------------------|---|
| Date       |   | Headline              | Download  |
| 2024/07/24 |  | Global Equity Ratings |  |
| 2024/07/12 |  | Global Equity Ratings |  |
| 2024/06/21 |  | Global Equity Ratings |  |
| 2024/06/14 |  | Global Equity Ratings |  |
| 2024/05/29 |  | Global Equity Ratings |  |