

ANDRITZ AG FUTURE (ANDF) - EUX/202501

2024/07/26 18:34:50

Price
57.3393 EURDifference  -1.76% (-1.03)

General attributes

Symbol	ANDFF25
Exchange	Eurex
Currency	EUR
Security type	Future
Underlying	ANDRITZ AG
Maturity	01-2025
Contract size	100

Market data

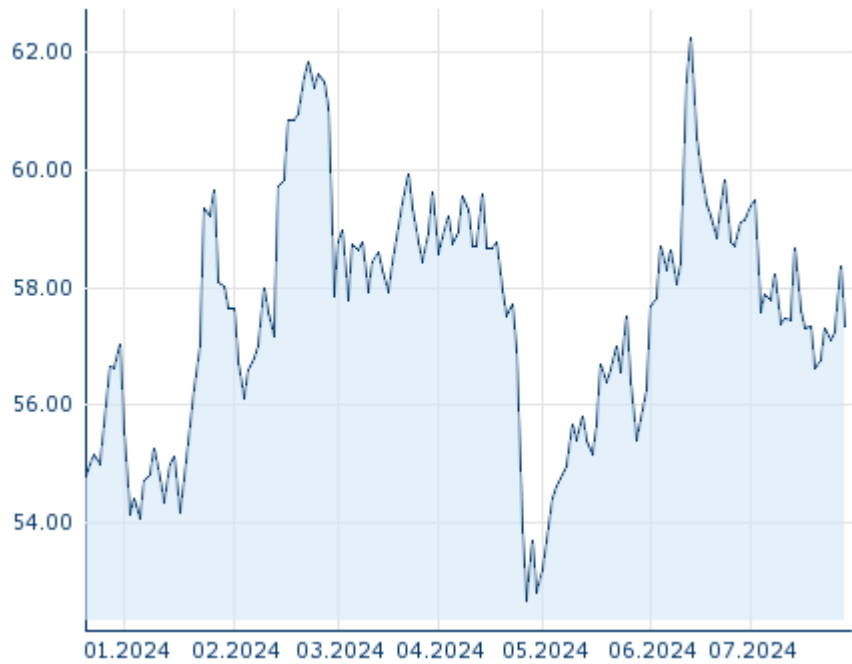
Bid (Bid size)	- EUR (-)
Ask (Ask size)	- EUR (-)
Open	57.3393 EUR
High	57.3393 EUR
Low	57.3393 EUR
Close (prev. day)	58.365 EUR
Underlying	ANDRITZ AG
Underlying price (date)	56.25 (24/07/26)
Settlement price (date)	57.34 (24/07/26)
Open Interest	0

Performance and Risk

	6m	1Y	3Y
Perf (%)	-3.89%	-	-
Perf (abs.)	-2.32	-	-
Beta	-	-	-
Volatility	22.55	-	-

Futures and Options










Related Futures	-
Related Options	-



Price data

Ø price 5 days Ø volume 5 days (pcs.)	57.4740 EUR (0)
Ø price 30 days Ø volume 30 days (pcs.)	58.2185 EUR (0)
Ø price 100 days Ø volume 100 days (pcs.)	57.6998 EUR (0)
Ø price 250 days Ø volume 250 days (pcs.)	- EUR (-)
YTD High date	62.2241 EUR (2024/06/13)
YTD Low date	52.6919 EUR (2024/04/26)
52 Weeks High date	- EUR (-)
52 Weeks Low date	- EUR (-)

Recent Research

on sector		on market	
Date		Headline	Download
2024/07/24		Global Equity Ratings	
2024/07/12		Global Equity Ratings	
2024/06/21		Global Equity Ratings	
2024/06/14		Global Equity Ratings	
2024/05/29		Global Equity Ratings	