

# ANDRITZ AG FUTURE (ANDF) - EUX/202501

2024/05/24 18:41:22

Price  
**56.5699** EUR

Difference  -0.74% (-0.42)

### General attributes

Symbol	ANDFF25
Exchange	Eurex
Currency	EUR
Security type	Future
Underlying	ANDRITZ AG
Maturity	01-2025
Contract size	100

### Market data

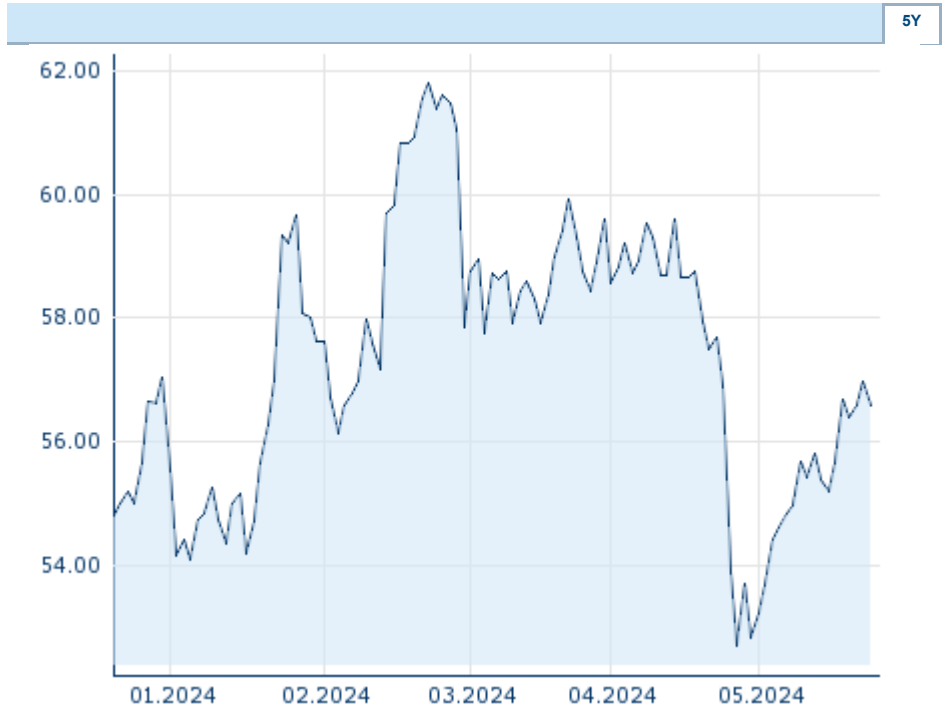
Bid (Bid size)	- EUR (-)
Ask (Ask size)	- EUR (-)
Open	56.5699 EUR
High	56.5699 EUR
Low	56.5699 EUR
Close (prev. day)	56.9889 EUR
Underlying	ANDRITZ AG
Underlying price (date)	55.20 (24/05/24)
Settlement price (date)	56.57 (24/05/24)
Open Interest	0

### Performance and Risk

	6m	1Y	3Y
Perf (%)	-	-	-
Perf (abs.)	-	-	-
Beta	-	-	-
Volatility	-	-	-

### Futures and Options

Related Futures	-
Related Options	-












Information about previous performance does not guarantee future performance.  
Source: FactSet

### Price data

Ø price 5 days   Ø volume 5 days (pcs.)	56.6433 EUR (0)
Ø price 30 days   Ø volume 30 days (pcs.)	55.9844 EUR (0)
Ø price 100 days   Ø volume 100 days (pcs.)	57.4469 EUR (0)
Ø price 250 days   Ø volume 250 days (pcs.)	- EUR (-)
YTD High   date	61.8075 EUR (2024/02/22)
YTD Low   date	52.6919 EUR (2024/04/26)
52 Weeks High   date	- EUR (-)
52 Weeks Low   date	- EUR (-)

### Recent Research

on sector		on market	
Date		Headline	Download
2024/04/26		Global Equity Ratings	
2024/04/03		Global Equity Ratings	
2024/03/13		Global Equity Ratings	
2024/02/22		Global Equity Ratings	
2024/02/14		Global Equity Ratings	