

NETFLIX INC. FUTURE (NTFF) - EUX/202501

2024/06/28 18:40:58

Price
701.0065 USD

Difference  **-0.19% (-1.31)**

General attributes

Symbol	NTFFF25
Exchange	Eurex
Currency	USD
Security type	Future
Underlying	NETFLIX INC
Maturity	01-2025
Contract size	100

Market data

Bid (Bid size)	- USD (-)
Ask (Ask size)	- USD (-)
Open	701.0065 USD
High	701.0065 USD
Low	701.0065 USD
Close (prev. day)	702.318 USD
Underlying	NETFLIX INC
Underlying price (date)	674.88 (24/06/28)
Settlement price (date)	701.01 (24/06/28)
Open Interest	0



Information about previous performance does not guarantee future performance.
 Source: FactSet

Performance and Risk

	6m	1Y	3Y
Perf (%)	+35.71%	-	-
Perf (abs.)	+184.45	-	-
Beta	-	-	-
Volatility	31.50	-	-






Futures and Options

Related Futures	-
Related Options	-

Price data

Ø price 5 days Ø volume 5 days (pcs.)	696.9556 USD (0)
Ø price 30 days Ø volume 30 days (pcs.)	679.1199 USD (0)
Ø price 100 days Ø volume 100 days (pcs.)	641.4384 USD (0)
Ø price 250 days Ø volume 250 days (pcs.)	- USD (-)
YTD High date	705.8718 USD (2024/06/20)
YTD Low date	496.5086 USD (2024/01/03)
52 Weeks High date	- USD (-)
52 Weeks Low date	- USD (-)

Recent Research

on underlying on sector on market			
Date		Headline	Download
2024/06/21		Global Equity Ratings	
2024/06/14		Global Equity Ratings	
2024/05/29		Global Equity Ratings	
2024/04/26		Global Equity Ratings	
2024/04/03		Global Equity Ratings	