


# NETFLIX INC. FUTURE (NTFF) - EUX/202501

2024/06/25 19:05:36

**Price**  
**689.4747** USD

**Difference**  **-0.32% (-2.18)**

**General attributes**

Symbol	NTFF25
Exchange	Eurex
Currency	USD
Security type	Future
Underlying	NETFLIX INC
Maturity	01-2025
Contract size	100

**Market data**

Bid (Bid size)	- USD (-)
Ask (Ask size)	- USD (-)
Open	689.4747 USD
High	689.4747 USD
Low	689.4747 USD
Close (prev. day)	691.6571 USD
Underlying	NETFLIX INC
Underlying price (date)	672.41 (24/06/25)
Settlement price (date)	689.47 (24/06/25)
Open Interest	0

**Performance and Risk**

	6m	1Y	3Y
Perf (%)	+33.50%	-	-
Perf (abs.)	+173.56	-	-
Beta	-	-	-
Volatility	31.80	-	-

**Futures and Options**

Related Futures	-
Related Options	-





Information about previous performance does not guarantee future performance.  
 Source: FactSet

**Price data**

Ø price 5 days   Ø volume 5 days (pcs.)	701.2743 USD (0)
Ø price 30 days   Ø volume 30 days (pcs.)	671.0801 USD (0)
Ø price 100 days   Ø volume 100 days (pcs.)	637.1271 USD (0)
Ø price 250 days   Ø volume 250 days (pcs.)	- USD (-)
YTD High   date	705.8718 USD (2024/06/20)
YTD Low   date	496.5086 USD (2024/01/03)
52 Weeks High   date	- USD (-)
52 Weeks Low   date	- USD (-)

**Recent Research**

on underlying	on sector	on market	
Date		Headline	Download
2024/06/21		Global Equity Ratings	
2024/06/14		Global Equity Ratings	
2024/05/29		Global Equity Ratings	
2024/04/26		Global Equity Ratings	
2024/04/03		Global Equity Ratings	