

FRESENIUS SE & CO. KGAA FUTURE (FREH) - EUX/202501

2024/09/17 18:45:55

Price
34.8758 EURDifference  1.17% (0.40)

General attributes

| | |
|---------------|-------------------------|
| Symbol | FREHF25 |
| Exchange | Eurex |
| Currency | EUR |
| Security type | Future |
| Underlying | FRESENIUS SE & CO. KGAA |
| Maturity | 01-2025 |
| Contract size | 100 |

Market data

| | |
|-------------------------|-------------------------|
| Bid (Bid size) | - EUR (-) |
| Ask (Ask size) | - EUR (-) |
| Open | 34.8758 EUR |
| High | 34.8758 EUR |
| Low | 34.8758 EUR |
| Close (prev. day) | 34.4741 EUR |
| Underlying | FRESENIUS SE & CO. KGAA |
| Underlying price (date) | 34.22 (24/09/18) |
| Settlement price (date) | 34.88 (24/09/17) |
| Open Interest | 0 |

Performance and Risk

| | 6m | 1Y | 3Y |
|-------------|---------|----|----|
| Perf (%) | +35.18% | - | - |
| Perf (abs.) | +9.08 | - | - |
| Beta | - | - | - |
| Volatility | 20.64 | - | - |

Futures and Options

| | |
|-----------------|---|
| Related Futures | - |
| Related Options | - |













Information about previous performance does not guarantee future performance.
Source: FactSet

Price data

| | |
|---|--------------------------|
| Ø price 5 days Ø volume 5 days (pcs.) | 34.5443 EUR (0) |
| Ø price 30 days Ø volume 30 days (pcs.) | 33.2736 EUR (0) |
| Ø price 100 days Ø volume 100 days (pcs.) | 30.9468 EUR (0) |
| Ø price 250 days Ø volume 250 days (pcs.) | - EUR (-) |
| YTD High date | 34.9604 EUR (2024/09/13) |
| YTD Low date | 25.3164 EUR (2024/03/25) |
| 52 Weeks High date | - EUR (-) |
| 52 Weeks Low date | - EUR (-) |

Recent Research

| on underlying | on sector | on market | |
|---------------|---|-----------------------|---|
| Date | | Headline | Download |
| 2022/05/04 |  | Global Equity Ratings |  |
| 2022/04/27 |  | Global Equity Ratings |  |
| 2022/04/14 |  | Global Equity Ratings |  |
| 2022/03/29 |  | Global Equity Ratings |  |
| 2022/03/10 |  | Global Equity Ratings |  |