

NN GROUP N.V. FUTURE (NNGF) - EUX/202501

2024/05/02 18:23:53

Price
40.9487 EUR

Difference  -0.60% (-0.25)

General attributes

Symbol	NNGFF25
Exchange	Eurex
Currency	EUR
Security type	Future
Underlying	NN GROUP N.V.
Maturity	01-2025
Contract size	100

Market data

Bid (Bid size)	- EUR (-)
Ask (Ask size)	- EUR (-)
Open	40.9487 EUR
High	40.9487 EUR
Low	40.9487 EUR
Close (prev. day)	41.1942 EUR
Underlying	NN GROUP N.V.
Underlying price (date)	43.13 (24/05/03)
Settlement price (date)	40.95 (24/05/02)
Open Interest	0

Performance and Risk

	6m	1Y	3Y
Perf (%)	-	-	-
Perf (abs.)	-	-	-
Beta	-	-	-
Volatility	-	-	-

Futures and Options

Related Futures	-
Related Options	-

5Y









Information about previous performance does not guarantee future performance.
Source: FactSet

Price data

Ø price 5 days Ø volume 5 days (pcs.)	41.1332 EUR (0)
Ø price 30 days Ø volume 30 days (pcs.)	40.6576 EUR (0)
Ø price 100 days Ø volume 100 days (pcs.)	- EUR (-)
Ø price 250 days Ø volume 250 days (pcs.)	- EUR (-)
YTD High date	41.4336 EUR (2024/04/08)
YTD Low date	35.0447 EUR (2024/02/08)
52 Weeks High date	- EUR (-)
52 Weeks Low date	- EUR (-)

Recent Research

Date	on sector	on market	Headline	Download
2024/05/03			Akciové trhy - denní zpráva	
2024/05/02			Akciové trhy - denní zpráva	
2024/04/30			Akciové trhy - denní zpráva	
2024/04/29			Akciové trhy - denní zpráva	
2024/04/26			Global Equity Ratings	