

# NORFOLK SOUTHERN CORP. FUTURE (NSCF) - EUX/202501

2024/08/16 19:01:45

Price  
**244.3321** USD

Difference  -0.73% (-1.79)

### General attributes

Symbol	NSCFF25
Exchange	Eurex
Currency	USD
Security type	Future
Underlying	NORFOLK SOUTHERN CORP
Maturity	01-2025
Contract size	100

### Market data

Bid (Bid size)	- USD (-)
Ask (Ask size)	- USD (-)
Open	244.3321 USD
High	244.3321 USD
Low	244.3321 USD
Close (prev. day)	246.1223 USD
Underlying	NORFOLK SOUTHERN CORP
Underlying price (date)	240.44 (24/08/16)
Settlement price (date)	244.33 (24/08/16)
Open Interest	0

### Performance and Risk

	6m	1Y	3Y
Perf (%)	-6.98%	-	-
Perf (abs.)	-18.32	-	-
Beta	-	-	-
Volatility	27.52	-	-

### Futures and Options

Related Futures	-
Related Options	-













Information about previous performance does not guarantee future performance.  
Source: FactSet

### Price data

Ø price 5 days   Ø volume 5 days (pcs.)	243.4392 USD (0)
Ø price 30 days   Ø volume 30 days (pcs.)	237.8991 USD (0)
Ø price 100 days   Ø volume 100 days (pcs.)	236.8693 USD (0)
Ø price 250 days   Ø volume 250 days (pcs.)	- USD (-)
YTD High   date	270.1025 USD (2024/03/13)
YTD Low   date	214.0789 USD (2024/06/25)
52 Weeks High   date	- USD (-)
52 Weeks Low   date	- USD (-)

### Recent Research

on sector		on market	
Date		Headline	Download
2024/08/12		Global Equity Ratings	
2024/07/24		Global Equity Ratings	
2024/07/12		Global Equity Ratings	
2024/06/21		Global Equity Ratings	
2024/06/14		Global Equity Ratings	

5Y