

# ROYAL BANK OF CANADA FUTURE (RYFF) - EUX/202501

2024/10/18 19:07:26

**Price**  
127.2217 USD

**Difference**  -0.19% (-0.24)

### General attributes

Symbol	RYFFF25
Exchange	Eurex
Currency	USD
Security type	Future
Underlying	ROYAL BANK OF CANADA
Maturity	01-2025
Contract size	100

### Market data

Bid (Bid size)	- USD (-)
Ask (Ask size)	- USD (-)
Open	127.2217 USD
High	127.2217 USD
Low	127.2217 USD
Close (prev. day)	127.4654 USD
Underlying	ROYAL BANK OF CANADA
Underlying price (date)	174.08 (24/10/18)
Settlement price (date)	127.22 (24/10/18)
Open Interest	0

### Performance and Risk

	6m	1Y	3Y
Perf (%)	+29.29%	-	-
Perf (abs.)	+28.82	-	-
Beta	-	-	-
Volatility	16.53	-	-

### Futures and Options

Related Futures	-
Related Options	-












Information about previous performance does not guarantee future performance.  
Source: FactSet

### Price data

Ø price 5 days   Ø volume 5 days (pcs.)	125.8142 USD (0)
Ø price 30 days   Ø volume 30 days (pcs.)	124.1902 USD (0)
Ø price 100 days   Ø volume 100 days (pcs.)	115.3586 USD (0)
Ø price 250 days   Ø volume 250 days (pcs.)	- USD (-)
YTD High   date	127.4654 USD (2024/10/17)
YTD Low   date	97.8036 USD (2024/02/13)
52 Weeks High   date	- USD (-)
52 Weeks Low   date	- USD (-)

### Recent Research

on underlying		on sector	
Date		Headline	Download
2024/09/27		Global Equity Ratings	
2024/09/11		Global Equity Ratings	
2024/09/05		Global Equity Ratings	
2024/08/12		Global Equity Ratings	
2024/07/24		Global Equity Ratings	