

# ROYAL BANK OF CANADA FUTURE (RYFF) - EUX/202501

2024/09/17 18:46:12

**Price**  
**124.0852** USD

**Difference**  **-0.11% (-0.13)**

### General attributes

Symbol	RYFFF25
Exchange	Eurex
Currency	USD
Security type	Future
Underlying	ROYAL BANK OF CANADA
Maturity	01-2025
Contract size	100

### Market data

Bid (Bid size)	- USD (-)
Ask (Ask size)	- USD (-)
Open	124.0852 USD
High	124.0852 USD
Low	124.0852 USD
Close (prev. day)	124.2185 USD
Underlying	ROYAL BANK OF CANADA
Underlying price (date)	166.09 (24/09/18)
Settlement price (date)	124.09 (24/09/17)
Open Interest	0

### Performance and Risk

	6m	1Y	3Y
Perf (%)	+23.18%	-	-
Perf (abs.)	+23.35	-	-
Beta	-	-	-
Volatility	17.34	-	-

### Futures and Options

Related Futures	-
Related Options	-

5Y












Information about previous performance does not guarantee future performance.  
Source: FactSet

### Price data

Ø price 5 days   Ø volume 5 days (pcs.)	124.2105 USD (0)
Ø price 30 days   Ø volume 30 days (pcs.)	117.9843 USD (0)
Ø price 100 days   Ø volume 100 days (pcs.)	111.1611 USD (0)
Ø price 250 days   Ø volume 250 days (pcs.)	- USD (-)
YTD High   date	125.2156 USD (2024/09/13)
YTD Low   date	97.8036 USD (2024/02/13)
52 Weeks High   date	- USD (-)
52 Weeks Low   date	- USD (-)

### Recent Research

on underlying		on sector	
Date		Headline	Download
2024/09/11		Global Equity Ratings	
2024/09/05		Global Equity Ratings	
2024/08/12		Global Equity Ratings	
2024/07/24		Global Equity Ratings	
2024/07/12		Global Equity Ratings	