

QUADIENT S.A. FUTURE (NP6G) - EUX/202501

2024/09/03 18:38:38

Price
17.5429 EUR

Difference  **-2.05% (-0.37)**

General attributes

| | |
|---------------|---------------|
| Symbol | NP6GF25 |
| Exchange | Eurex |
| Currency | EUR |
| Security type | Future |
| Underlying | QUADIENT S.A. |
| Maturity | 01-2025 |
| Contract size | 100 |

Market data

| | |
|-------------------------|------------------|
| Bid (Bid size) | - EUR (-) |
| Ask (Ask size) | - EUR (-) |
| Open | 17.5429 EUR |
| High | 17.5429 EUR |
| Low | 17.5429 EUR |
| Close (prev. day) | 17.9097 EUR |
| Underlying | QUADIENT S.A. |
| Underlying price (date) | 17.30 (24/09/03) |
| Settlement price (date) | 17.54 (24/09/03) |
| Open Interest | 0 |

Performance and Risk

| | 6m | 1Y | 3Y |
|-------------|--------|----|----|
| Perf (%) | -8.23% | - | - |
| Perf (abs.) | -1.61 | - | - |
| Beta | - | - | - |
| Volatility | 36.40 | - | - |

Futures and Options

| | |
|-----------------|---|
| Related Futures | - |
| Related Options | - |

5Y









Information about previous performance does not guarantee future performance.
Source: FactSet

Price data

| | |
|---|--------------------------|
| Ø price 5 days Ø volume 5 days (pcs.) | 17.6772 EUR (0) |
| Ø price 30 days Ø volume 30 days (pcs.) | 17.7514 EUR (0) |
| Ø price 100 days Ø volume 100 days (pcs.) | 18.7916 EUR (0) |
| Ø price 250 days Ø volume 250 days (pcs.) | - EUR (-) |
| YTD High date | 22.8327 EUR (2024/06/12) |
| YTD Low date | 17.1380 EUR (2024/06/25) |
| 52 Weeks High date | - EUR (-) |
| 52 Weeks Low date | - EUR (-) |

Recent Research

| on sector | | on market | |
|------------|---|-----------------------|---|
| Date | | Headline | Download |
| 2024/08/12 |  | Global Equity Ratings |  |
| 2024/07/24 |  | Global Equity Ratings |  |
| 2024/07/12 |  | Global Equity Ratings |  |
| 2024/06/21 |  | Global Equity Ratings |  |
| 2024/06/14 |  | Global Equity Ratings |  |