


# ACS, ACT.DE CONSTR.Y SERV. SA FUTURE (OCIG) - EUX/202501

2024/07/15 18:41:32

**Price**  
**39.586** EUR

**Difference**  **-0.39% (-0.16)**

**General attributes**

Symbol: OCIGF25  
 Exchange: Eurex  
 Currency: EUR  
 Security type: Future  
 Underlying: ACS ACTIVIDADES DE CONSTRUCCIÓN Y SERVICIOS SA  
 Maturity: 01-2025  
 Contract size: 100

**Market data**

Bid (Bid size): - EUR (-)  
 Ask (Ask size): - EUR (-)  
 Open: 39.586 EUR  
 High: 39.586 EUR  
 Low: 39.586 EUR  
 Close (prev. day): 39.7413 EUR  
 Underlying: ACS ACTIVIDADES DE CONSTRUCCIÓN Y SERVICIOS SA  
 Underlying price (date): 39.22 (24/07/15)  
 Settlement price (date): 39.59 (24/07/15)  
 Open Interest: 0

**Performance and Risk**

	6m	1Y	3Y
Perf (%)	+1.07%	-	-
Perf (abs.)	+0.42	-	-
Beta	-	-	-
Volatility	23.47	-	-

**Futures and Options**

Related Futures: -  
 Related Options: -






Information about previous performance does not guarantee future performance.  
 Source: FactSet

**Price data**

Ø price 5 days | Ø volume 5 days (pcs.): 39.429 EUR (0)  
 Ø price 30 days | Ø volume 30 days (pcs.): 39.213 EUR (0)  
 Ø price 100 days | Ø volume 100 days (pcs.): 38.366 EUR (0)  
 Ø price 250 days | Ø volume 250 days (pcs.): - EUR (-)  
 YTD High | date: 40.623 EUR (2024/06/03)  
 YTD Low | date: 34.773 EUR (2024/01/29)  
 52 Weeks High | date: - EUR (-)  
 52 Weeks Low | date: - EUR (-)

**Recent Research**

on sector		on market	
Date		Headline	Download
2024/07/12		Global Equity Ratings	
2024/06/21		Global Equity Ratings	
2024/06/14		Global Equity Ratings	
2024/05/29		Global Equity Ratings	
2024/04/26		Global Equity Ratings	