

ALPHABET INC. FUTURE (GOAF) - EUX/202501

2024/07/26 18:35:20

Price
170.0752 USDDifference  -3.16% (-5.55)

General attributes

Symbol	GOAFF25
Exchange	Eurex
Currency	USD
Security type	Future
Underlying	ALPHABET INC A
Maturity	01-2025
Contract size	100

Market data

Bid (Bid size)	- USD (-)
Ask (Ask size)	- USD (-)
Open	170.0752 USD
High	170.0752 USD
Low	170.0752 USD
Close (prev. day)	175.6255 USD
Underlying	ALPHABET INC A
Underlying price (date)	167.00 (24/07/26)
Settlement price (date)	170.08 (24/07/26)
Open Interest	0

Performance and Risk

	6m	1Y	3Y
Perf (%)	+6.59%	-	-
Perf (abs.)	+10.52	-	-
Beta	-	-	-
Volatility	28.90	-	-

Futures and Options

Related Futures	-
Related Options	-

190.00
180.00
170.00
160.00
150.00
140.00



01.2024 02.2024 03.2024 04.2024 05.2024 06.2024 07.2024










5Y

Information about previous performance does not guarantee future performance.
Source: FactSet

Price data

Ø price 5 days Ø volume 5 days (pcs.)	179.1163 USD (0)
Ø price 30 days Ø volume 30 days (pcs.)	186.6582 USD (0)
Ø price 100 days Ø volume 100 days (pcs.)	173.2156 USD (0)
Ø price 250 days Ø volume 250 days (pcs.)	- USD (-)
YTD High date	195.4158 USD (2024/07/05)
YTD Low date	137.5715 USD (2024/03/05)
52 Weeks High date	- USD (-)
52 Weeks Low date	- USD (-)

Recent Research

on underlying	on sector	on market	
Date		Headline	Download
2024/07/24		Global Equity Ratings	
2024/07/12		Global Equity Ratings	
2024/06/21		Global Equity Ratings	
2024/06/14		Global Equity Ratings	
2024/05/29		Global Equity Ratings	