

NIKE INC. FUTURE (NKEF) - EUX/202501

2024/07/16 18:50:43

Price
73.3786 USD

Difference  **-0.72% (-0.53)**

General attributes

Symbol	NKEFF25
Exchange	Eurex
Currency	USD
Security type	Future
Underlying	NIKE INC. 'B'
Maturity	01-2025
Contract size	100

Market data

Bid (Bid size)	- USD (-)
Ask (Ask size)	- USD (-)
Open	73.3786 USD
High	73.3786 USD
Low	73.3786 USD
Close (prev. day)	73.9077 USD
Underlying	NIKE INC. 'B'
Underlying price (date)	73.09 (24/07/17)
Settlement price (date)	73.38 (24/07/16)
Open Interest	0

Performance and Risk

	6m	1Y	3Y
Perf (%)	-31.16%	-	-
Perf (abs.)	-33.22	-	-
Beta	-	-	-
Volatility	39.48	-	-

Futures and Options

Related Futures	-
Related Options	-











Information about previous performance does not guarantee future performance.
Source: FactSet

Price data

Ø price 5 days Ø volume 5 days (pcs.)	74.0028 USD (0)
Ø price 30 days Ø volume 30 days (pcs.)	88.0011 USD (0)
Ø price 100 days Ø volume 100 days (pcs.)	94.9370 USD (0)
Ø price 250 days Ø volume 250 days (pcs.)	- USD (-)
YTD High date	111.2985 USD (2024/01/02)
YTD Low date	73.2863 USD (2024/07/10)
52 Weeks High date	- USD (-)
52 Weeks Low date	- USD (-)

Recent Research

on underlying	on sector	on market	
Date		Headline	Download
2024/07/12		Global Equity Ratings	
2024/06/21		Global Equity Ratings	
2024/06/14		Global Equity Ratings	
2024/05/29		Global Equity Ratings	
2024/04/26		Global Equity Ratings	