

BEIERSDORF AG FUTURE (BEIG) - EUX/202501

2024/07/16 18:49:58

Price
138.6271 EURDifference  -0.78% (-1.09)

General attributes

Symbol	BEIGF25
Exchange	Eurex
Currency	EUR
Security type	Future
Underlying	BEIERSDORF AG
Maturity	01-2025
Contract size	100

Market data

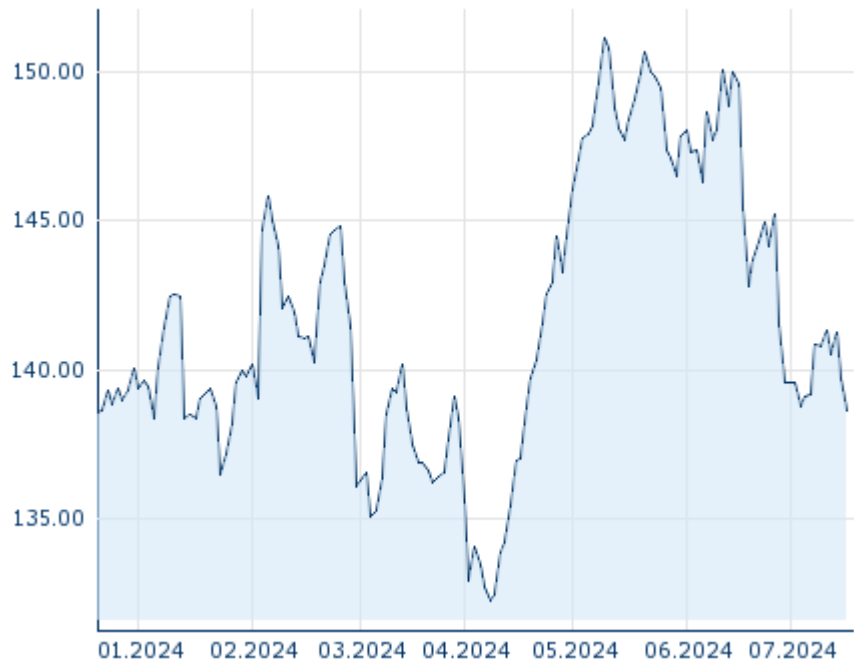
Bid (Bid size)	- EUR (-)
Ask (Ask size)	- EUR (-)
Open	138.6271 EUR
High	138.6271 EUR
Low	138.6271 EUR
Close (prev. day)	139.7129 EUR
Underlying	BEIERSDORF AG
Underlying price (date)	137.10 (24/07/17)
Settlement price (date)	138.63 (24/07/16)
Open Interest	0

Performance and Risk

	6m	1Y	3Y
Perf (%)	+0.07%	-	-
Perf (abs.)	+0.09	-	-
Beta	-	-	-
Volatility	15.57	-	-

Futures and Options

Related Futures	-
Related Options	-













Information about previous performance does not guarantee future performance.
Source: FactSet

Price data

Ø price 5 days Ø volume 5 days (pcs.)	140.2857 EUR (0)
Ø price 30 days Ø volume 30 days (pcs.)	143.5787 EUR (0)
Ø price 100 days Ø volume 100 days (pcs.)	142.1882 EUR (0)
Ø price 250 days Ø volume 250 days (pcs.)	- EUR (-)
YTD High date	151.1253 EUR (2024/05/10)
YTD Low date	132.2735 EUR (2024/04/09)
52 Weeks High date	- EUR (-)
52 Weeks Low date	- EUR (-)

Recent Research

on underlying	on sector	on market	
Date		Headline	Download
2024/07/12		Global Equity Ratings	
2024/06/21		Global Equity Ratings	
2024/06/14		Global Equity Ratings	
2024/05/29		Global Equity Ratings	
2024/04/26		Global Equity Ratings	

5Y