

PEPSICO INC. FUTURE (PEPF) - EUX/202501

2024/08/20 18:51:01

Price
175.7467 USDDifference  0.74% (1.29)

General attributes

Symbol	PEPF25
Exchange	Eurex
Currency	USD
Security type	Future
Underlying	PEPSICO INC.
Maturity	01-2025
Contract size	100

Market data

Bid (Bid size)	- USD (-)
Ask (Ask size)	- USD (-)
Open	175.7467 USD
High	175.7467 USD
Low	175.7467 USD
Close (prev. day)	174.4523 USD
Underlying	PEPSICO INC.
Underlying price (date)	175.85 (24/08/20)
Settlement price (date)	175.75 (24/08/20)
Open Interest	0

Performance and Risk

	6m	1Y	3Y
Perf (%)	+3.04%	-	-
Perf (abs.)	+5.19	-	-
Beta	-	-	-
Volatility	16.70	-	-

Futures and Options

Related Futures	-
Related Options	-

5Y











Information about previous performance does not guarantee future performance.
Source: FactSet

Price data

Ø price 5 days Ø volume 5 days (pcs.)	174.2416 USD (0)
Ø price 30 days Ø volume 30 days (pcs.)	172.1382 USD (0)
Ø price 100 days Ø volume 100 days (pcs.)	173.5037 USD (0)
Ø price 250 days Ø volume 250 days (pcs.)	- USD (-)
YTD High date	185.3588 USD (2024/05/17)
YTD Low date	163.5822 USD (2024/07/09)
52 Weeks High date	- USD (-)
52 Weeks Low date	- USD (-)

Recent Research

on underlying	on sector	on market	
Date		Headline	Download
2024/08/12		Global Equity Ratings	
2024/07/24		Global Equity Ratings	
2024/07/12		Global Equity Ratings	
2024/06/21		Global Equity Ratings	
2024/06/14		Global Equity Ratings	