


# VERIZON COMMUNICATIONS INC. FUTURE (VZFF) - EUX/202501

2024/09/17 18:46:22

**Price**  
**43.617** USD

**Difference**  **-1.69% (-0.75)**

**General attributes**

|               |                            |
|---------------|----------------------------|
| Symbol        | VZFF25                     |
| Exchange      | Eurex                      |
| Currency      | USD                        |
| Security type | Future                     |
| Underlying    | VERIZON COMMUNICATIONS INC |
| Maturity      | 01-2025                    |
| Contract size | 100                        |

**Market data**

|                         |                            |
|-------------------------|----------------------------|
| Bid (Bid size)          | - USD (-)                  |
| Ask (Ask size)          | - USD (-)                  |
| Open                    | 43.617 USD                 |
| High                    | 43.617 USD                 |
| Low                     | 43.617 USD                 |
| Close (prev. day)       | 44.365 USD                 |
| Underlying              | VERIZON COMMUNICATIONS INC |
| Underlying price (date) | 44.0478 (24/09/18)         |
| Settlement price (date) | 43.62 (24/09/17)           |
| Open Interest           | 0                          |

**Performance and Risk**

|             | 6m      | 1Y | 3Y |
|-------------|---------|----|----|
| Perf (%)    | +11.42% | -  | -  |
| Perf (abs.) | +4.47   | -  | -  |
| Beta        | -       | -  | -  |
| Volatility  | 21.78   | -  | -  |

**Futures and Options**

|                 |   |
|-----------------|---|
| Related Futures | - |
| Related Options | - |





Information about previous performance does not guarantee future performance.  
 Source: FactSet

**Price data**

|   |                         |
|---|-------------------------|
| Ø price 5 days   Ø volume 5 days (pcs.)     | 43.506 USD (0)          |
| Ø price 30 days   Ø volume 30 days (pcs.)   | 41.251 USD (0)          |
| Ø price 100 days   Ø volume 100 days (pcs.) | 40.340 USD (0)          |
| Ø price 250 days   Ø volume 250 days (pcs.) | - USD (-)               |
| YTD High   date                             | 44.365 USD (2024/09/16) |
| YTD Low   date                              | 37.448 USD (2024/01/02) |
| 52 Weeks High   date                        | - USD (-)               |
| 52 Weeks Low   date                         | - USD (-)               |

**Recent Research**

| on underlying | on sector   | on market |                       |   |
|---------------|---|-----------|-----------------------|---|
| Date          |   |           | Headline              | Download  |
| 2024/09/11    |  |           | Global Equity Ratings |  |
| 2024/09/05    |  |           | Global Equity Ratings |  |
| 2024/08/12    |  |           | Global Equity Ratings |  |
| 2024/07/24    |  |           | Global Equity Ratings |  |
| 2024/07/12    |  |           | Global Equity Ratings |  |