

EXXON MOBIL CORP. FUTURE (XOMF) - EUX/202501

2024/04/26 18:32:18

Price
119.2002 USD

Difference  -2.77% (-3.39)

General attributes

Symbol	XOMFF25
Exchange	Eurex
Currency	USD
Security type	Future
Underlying	EXXON MOBIL CORPORATION
Maturity	01-2025
Contract size	100

Market data

Bid (Bid size)	- USD (-)
Ask (Ask size)	- USD (-)
Open	119.2002 USD
High	119.2002 USD
Low	119.2002 USD
Close (prev. day)	122.594 USD
Underlying	EXXON MOBIL CORPORATION
Underlying price (date)	117.96 (24/04/26)
Settlement price (date)	119.20 (24/04/26)
Open Interest	0

Performance and Risk

	6m	1Y	3Y
Perf (%)	-	-	-
Perf (abs.)	-	-	-
Beta	-	-	-
Volatility	-	-	-

Futures and Options

Related Futures	-
Related Options	-








Information about previous performance does not guarantee future performance.
Source: FactSet

Price data

Ø price 5 days Ø volume 5 days (pcs.)	121.7987 USD (0)
Ø price 30 days Ø volume 30 days (pcs.)	119.7902 USD (0)
Ø price 100 days Ø volume 100 days (pcs.)	- USD (-)
Ø price 250 days Ø volume 250 days (pcs.)	- USD (-)
YTD High date	124.6278 USD (2024/04/12)
YTD Low date	97.2484 USD (2024/01/22)
52 Weeks High date	- USD (-)
52 Weeks Low date	- USD (-)

Recent Research

on underlying	on sector	on market	
Date		Headline	Download
2024/04/26		Global Equity Ratings	
2024/04/03		Global Equity Ratings	
2024/03/13		Global Equity Ratings	
2024/02/22		Global Equity Ratings	
2024/02/14		Global Equity Ratings	