

NEXTERA ENERGY INC. FUTURE (FPLF) - EUX/202501

2024/09/17 18:45:55

Price
85.2768 USD

Difference  -1.09% (-0.94)

General attributes

Symbol	FPLFF25
Exchange	Eurex
Currency	USD
Security type	Future
Underlying	NEXTERA ENERGY INC.
Maturity	01-2025
Contract size	100

Market data

Bid (Bid size)	- USD (-)
Ask (Ask size)	- USD (-)
Open	85.2768 USD
High	85.2768 USD
Low	85.2768 USD
Close (prev. day)	86.2165 USD
Underlying	NEXTERA ENERGY INC.
Underlying price (date)	84.61 (24/09/18)
Settlement price (date)	85.28 (24/09/17)
Open Interest	0

Performance and Risk

	6m	1Y	3Y
Perf (%)	+41.80%	-	-
Perf (abs.)	+25.14	-	-
Beta	-	-	-
Volatility	24.97	-	-

Futures and Options

Related Futures	-
Related Options	-

5Y











Information about previous performance does not guarantee future performance.
Source: FactSet

Price data

Ø price 5 days Ø volume 5 days (pcs.)	84.8663 USD (0)
Ø price 30 days Ø volume 30 days (pcs.)	80.9357 USD (0)
Ø price 100 days Ø volume 100 days (pcs.)	76.8584 USD (0)
Ø price 250 days Ø volume 250 days (pcs.)	- USD (-)
YTD High date	86.2165 USD (2024/09/16)
YTD Low date	55.4529 USD (2024/03/04)
52 Weeks High date	- USD (-)
52 Weeks Low date	- USD (-)

Recent Research

on underlying	on sector	on market	
Date		Headline	Download
2024/09/11		Global Equity Ratings	
2024/09/05		Global Equity Ratings	
2024/08/12		Global Equity Ratings	
2024/07/24		Global Equity Ratings	
2024/07/12		Global Equity Ratings	