


CHEVRON CORP. FUTURE (CVXF) - EUX/202501

2024/10/18 19:07:07

Price
149.7582 USD

Difference  **-0.31% (-0.47)**

General attributes

Symbol CVXFF25
 Exchange Eurex
 Currency USD
 Security type Future
 Underlying CHEVRON CORPORATION
 Maturity 01-2025
 Contract size 100

Market data

Bid (Bid size) - USD (-)
 Ask (Ask size) - USD (-)
 Open 149.7582 USD
 High 149.7582 USD
 Low 149.7582 USD
 Close (prev. day) 150.2248 USD
 Underlying CHEVRON CORPORATION
 Underlying price (date) 150.75 (24/10/18)
 Settlement price (date) 149.76 (24/10/18)
 Open Interest 0

Performance and Risk

	6m	1Y	3Y
Perf (%)	-6.02%	-	-
Perf (abs.)	-9.60	-	-
Beta	-	-	-
Volatility	21.04	-	-

Futures and Options

Related Futures -
 Related Options -





Information about previous performance does not guarantee future performance.
 Source: FactSet

Price data

Ø price 5 days | Ø volume 5 days (pcs.) 150.0405 USD (0)
 Ø price 30 days | Ø volume 30 days (pcs.) 147.0733 USD (0)
 Ø price 100 days | Ø volume 100 days (pcs.) 151.5856 USD (0)
 Ø price 250 days | Ø volume 250 days (pcs.) - USD (-)
 YTD High | date 167.7777 USD (2024/04/29)
 YTD Low | date 137.9840 USD (2024/09/11)
 52 Weeks High | date - USD (-)
 52 Weeks Low | date - USD (-)

Recent Research

on underlying	on sector	on market	
Date		Headline	Download
2024/09/27		Global Equity Ratings	
2024/09/11		Global Equity Ratings	
2024/09/05		Global Equity Ratings	
2024/08/12		Global Equity Ratings	
2024/07/24		Global Equity Ratings	