

## CHEVRON CORP. FUTURE (CVXF) - EUX/202501

2024/09/17 18:45:49

Price  
**144.8661** USDDifference  1.90% (2.71)

## General attributes

|               |                     |
|---------------|---------------------|
| Symbol        | CVXFF25             |
| Exchange      | Eurex               |
| Currency      | USD                 |
| Security type | Future              |
| Underlying    | CHEVRON CORPORATION |
| Maturity      | 01-2025             |
| Contract size | 100                 |

## Market data

|                         |                     |
|-------------------------|---------------------|
| Bid (Bid size)          | - USD (-)           |
| Ask (Ask size)          | - USD (-)           |
| Open                    | 144.8661 USD        |
| High                    | 144.8661 USD        |
| Low                     | 144.8661 USD        |
| Close (prev. day)       | 142.16 USD          |
| Underlying              | CHEVRON CORPORATION |
| Underlying price (date) | 143.47 (24/09/18)   |
| Settlement price (date) | 144.87 (24/09/17)   |
| Open Interest           | 0                   |

## Performance and Risk

|             | 6m     | 1Y | 3Y |
|-------------|--------|----|----|
| Perf (%)    | -7.68% | -  | -  |
| Perf (abs.) | -12.04 | -  | -  |
| Beta        | -      | -  | -  |
| Volatility  | 20.21  | -  | -  |

## Futures and Options

|                 |   |
|-----------------|---|
| Related Futures | - |
| Related Options | - |












Information about previous performance does not guarantee future performance.  
Source: FactSet

## Price data

|   |                           |
|---|---------------------------|
| Ø price 5 days   Ø volume 5 days (pcs.)     | 141.4134 USD (0)          |
| Ø price 30 days   Ø volume 30 days (pcs.)   | 145.0938 USD (0)          |
| Ø price 100 days   Ø volume 100 days (pcs.) | 154.7819 USD (0)          |
| Ø price 250 days   Ø volume 250 days (pcs.) | - USD (-)                 |
| YTD High   date                             | 167.7777 USD (2024/04/29) |
| YTD Low   date                              | 137.9840 USD (2024/09/11) |
| 52 Weeks High   date                        | - USD (-)                 |
| 52 Weeks Low   date                         | - USD (-)                 |

## Recent Research

| on underlying | on sector   | on market |                       |   |
|---------------|---|-----------|-----------------------|---|
| Date          |   |           | Headline              | Download  |
| 2024/09/11    |  |           | Global Equity Ratings |  |
| 2024/09/05    |  |           | Global Equity Ratings |  |
| 2024/08/12    |  |           | Global Equity Ratings |  |
| 2024/07/24    |  |           | Global Equity Ratings |  |
| 2024/07/12    |  |           | Global Equity Ratings |  |