

AMGEN INC. FUTURE (AMGF) - EUX/202501

2024/08/07 18:42:58

Price
316.1744 USD

Difference  -5.13% (-17.11)

General attributes

Symbol	AMGFF25
Exchange	Eurex
Currency	USD
Security type	Future
Underlying	AMGEN INC.
Maturity	01-2025
Contract size	100

Market data

Bid (Bid size)	- USD (-)
Ask (Ask size)	- USD (-)
Open	316.1744 USD
High	316.1744 USD
Low	316.1744 USD
Close (prev. day)	333.2883 USD
Underlying	AMGEN INC.
Underlying price (date)	312.50 (24/08/07)
Settlement price (date)	316.17 (24/08/07)
Open Interest	0

Performance and Risk

	6m	1Y	3Y
Perf (%)	+2.44%	-	-
Perf (abs.)	+7.53	-	-
Beta	-	-	-
Volatility	29.35	-	-

Futures and Options

Related Futures	-
Related Options	-

5Y












Information about previous performance does not guarantee future performance.
Source: FactSet

Price data

Ø price 5 days Ø volume 5 days (pcs.)	329.3812 USD (0)
Ø price 30 days Ø volume 30 days (pcs.)	329.4903 USD (0)
Ø price 100 days Ø volume 100 days (pcs.)	306.9779 USD (0)
Ø price 250 days Ø volume 250 days (pcs.)	- USD (-)
YTD High date	345.1100 USD (2024/07/25)
YTD Low date	268.0968 USD (2024/04/17)
52 Weeks High date	- USD (-)
52 Weeks Low date	- USD (-)

Recent Research

on underlying	on sector	on market	
Date		Headline	Download
2024/07/24		Global Equity Ratings	
2024/07/12		Global Equity Ratings	
2024/06/21		Global Equity Ratings	
2024/06/14		Global Equity Ratings	
2024/05/29		Global Equity Ratings	