

JOHNSON & JOHNSON FUTURE (JNJF) - EUX/202501

2024/08/07 18:43:18

Price
161.4376 USD

Difference  0.30% (0.48)

General attributes

Symbol	JNJFF25
Exchange	Eurex
Currency	USD
Security type	Future
Underlying	JOHNSON & JOHNSON
Maturity	01-2025
Contract size	100

Market data

Bid (Bid size)	- USD (-)
Ask (Ask size)	- USD (-)
Open	161.4376 USD
High	161.4376 USD
Low	161.4376 USD
Close (prev. day)	160.9557 USD
Underlying	JOHNSON & JOHNSON
Underlying price (date)	158.90 (24/08/07)
Settlement price (date)	161.44 (24/08/07)
Open Interest	0

Performance and Risk

	6m	1Y	3Y
Perf (%)	+0.29%	-	-
Perf (abs.)	+0.46	-	-
Beta	-	-	-
Volatility	15.89	-	-

Futures and Options

Related Futures	-
Related Options	-












Information about previous performance does not guarantee future performance.
 Source: FactSet

Price data

Ø price 5 days Ø volume 5 days (pcs.)	161.7178 USD (0)
Ø price 30 days Ø volume 30 days (pcs.)	154.7940 USD (0)
Ø price 100 days Ø volume 100 days (pcs.)	152.9265 USD (0)
Ø price 250 days Ø volume 250 days (pcs.)	- USD (-)
YTD High date	166.5257 USD (2024/03/01)
YTD Low date	146.5313 USD (2024/04/17)
52 Weeks High date	- USD (-)
52 Weeks Low date	- USD (-)

Recent Research

on underlying	on sector	on market	
Date		Headline	Download
2024/07/24		Global Equity Ratings	
2024/07/12		Global Equity Ratings	
2024/06/21		Global Equity Ratings	
2024/06/14		Global Equity Ratings	
2024/05/29		Global Equity Ratings	