

# NOKIAN RENKAAT OYJ FUTURE (NREF) - EUX/202501

2024/07/26 18:35:38

**Price**  
**8.3456 EUR**  
**Difference**  **-0.30% (-0.03)**

**General attributes**

**Symbol** NREFF25  
**Exchange** Eurex  
**Currency** EUR  
**Security type** Future  
**Underlying** NOKIAN TYRES OYJ  
**Maturity** 01-2025  
**Contract size** 100

**Market data**

**Bid (Bid size)** - EUR (-)  
**Ask (Ask size)** - EUR (-)  
**Open** 8.3456 EUR  
**High** 8.3456 EUR  
**Low** 8.3456 EUR  
**Close (prev. day)** 8.371 EUR  
**Underlying** NOKIAN TYRES OYJ  
**Underlying price (date)** 8.286 (24/07/26)  
**Settlement price (date)** 8.35 (24/07/26)  
**Open Interest** 0

**Performance and Risk**

	6m	1Y	3Y
Perf (%)	+3.01%	-	-
Perf (abs.)	+0.24	-	-
Beta	-	-	-
Volatility	31.99	-	-

**Futures and Options**

**Related Futures** -  
**Related Options** -

5Y







Information about previous performance does not guarantee future performance.  
 Source: FactSet

**Price data**

Ø price 5 days   Ø volume 5 days (pcs.)	8.0762 EUR (0)
Ø price 30 days   Ø volume 30 days (pcs.)	7.9270 EUR (0)
Ø price 100 days   Ø volume 100 days (pcs.)	8.3727 EUR (0)
Ø price 250 days   Ø volume 250 days (pcs.)	- EUR (-)
YTD High   date	9.2943 EUR (2024/05/16)
YTD Low   date	7.6200 EUR (2024/01/19)
52 Weeks High   date	- EUR (-)
52 Weeks Low   date	- EUR (-)

**Recent Research**

on sector		on market	
Date		Headline	Download
2024/07/24		Global Equity Ratings	
2024/07/12		Global Equity Ratings	
2024/06/21		Global Equity Ratings	
2024/06/14		Global Equity Ratings	
2024/05/29		Global Equity Ratings	