

NESTLÉ S.A. FUTURE (NESG) - EUX/202501

2024/09/18 18:41:08

Price
85.9726 CHF

Difference  -0.88% (-0.76)

General attributes

Symbol	NESGF25
Exchange	Eurex
Currency	CHF
Security type	Future
Underlying	NESTLÉ SA
Maturity	01-2025
Contract size	100

Market data

Bid (Bid size)	- CHF (-)
Ask (Ask size)	- CHF (-)
Open	85.9726 CHF
High	85.9726 CHF
Low	85.9726 CHF
Close (prev. day)	86.7331 CHF
Underlying	NESTLÉ SA
Underlying price (date)	85.70 (24/09/18)
Settlement price (date)	85.97 (24/09/18)
Open Interest	0

Performance and Risk

	6m	1Y	3Y
Perf (%)	-7.94%	-	-
Perf (abs.)	-7.48	-	-
Beta	-	-	-
Volatility	16.24	-	-

Futures and Options

Related Futures	-
Related Options	-

5Y











Information about previous performance does not guarantee future performance.
Source: FactSet

Price data

Ø price 5 days Ø volume 5 days (pcs.)	87.5761 CHF (0)
Ø price 30 days Ø volume 30 days (pcs.)	89.4558 CHF (0)
Ø price 100 days Ø volume 100 days (pcs.)	92.6692 CHF (0)
Ø price 250 days Ø volume 250 days (pcs.)	- CHF (-)
YTD High date	99.1789 CHF (2024/06/06)
YTD Low date	86.7331 CHF (2024/09/17)
52 Weeks High date	- CHF (-)
52 Weeks Low date	- CHF (-)

Recent Research

on underlying	on sector	on market	
Date		Headline	Download
2024/09/11		Global Equity Ratings	
2024/09/05		Global Equity Ratings	
2024/08/12		Global Equity Ratings	
2024/07/24		Global Equity Ratings	
2024/07/12		Global Equity Ratings	