

NESTLÉ S.A. FUTURE (NESG) - EUX/202501

2024/05/13 18:37:07

Price
95.8573 CHF

Difference  -0.21% (-0.20)

General attributes

Symbol	NESGF25
Exchange	Eurex
Currency	CHF
Security type	Future
Underlying	NESTLÉ SA
Maturity	01-2025
Contract size	100

Market data

Bid (Bid size)	- CHF (-)
Ask (Ask size)	- CHF (-)
Open	95.8573 CHF
High	95.8573 CHF
Low	95.8573 CHF
Close (prev. day)	96.0556 CHF
Underlying	NESTLÉ SA
Underlying price (date)	95.00 (24/05/13)
Settlement price (date)	95.86 (24/05/13)
Open Interest	0

Performance and Risk

	6m	1Y	3Y
Perf (%)	-	-	-
Perf (abs.)	-	-	-
Beta	-	-	-
Volatility	-	-	-

Futures and Options

Related Futures	-
Related Options	-

5Y










Information about previous performance does not guarantee future performance.
Source: FactSet

Price data

Ø price 5 days Ø volume 5 days (pcs.)	94.2809 CHF (0)
Ø price 30 days Ø volume 30 days (pcs.)	93.2399 CHF (0)
Ø price 100 days Ø volume 100 days (pcs.)	- CHF (-)
Ø price 250 days Ø volume 250 days (pcs.)	- CHF (-)
YTD High date	99.1507 CHF (2024/02/05)
YTD Low date	90.7085 CHF (2024/02/29)
52 Weeks High date	- CHF (-)
52 Weeks Low date	- CHF (-)

Recent Research

on underlying	on sector	on market	
Date		Headline	Download
2024/04/26		Global Equity Ratings	
2024/04/03		Global Equity Ratings	
2024/03/13		Global Equity Ratings	
2024/02/22		Global Equity Ratings	
2024/02/14		Global Equity Ratings	