

# NESTLÉ S.A. FUTURE (NESG) - EUX/202501

2024/05/10 18:29:40

Price  
**96.0556** CHF

Difference  1.04% (0.99)

### General attributes

Symbol	NESGF25
Exchange	Eurex
Currency	CHF
Security type	Future
Underlying	NESTLÉ SA
Maturity	01-2025
Contract size	100

### Market data

Bid (Bid size)	- CHF (-)
Ask (Ask size)	- CHF (-)
Open	96.0556 CHF
High	96.0556 CHF
Low	96.0556 CHF
Close (prev. day)	95.0644 CHF
Underlying	NESTLÉ SA
Underlying price (date)	95.38 (24/05/13)
Settlement price (date)	96.06 (24/05/10)
Open Interest	0

### Performance and Risk

	6m	1Y	3Y
Perf (%)	-	-	-
Perf (abs.)	-	-	-
Beta	-	-	-
Volatility	-	-	-

### Futures and Options

Related Futures	-
Related Options	-

5Y












Information about previous performance does not guarantee future performance.  
Source: FactSet

### Price data

Ø price 5 days   Ø volume 5 days (pcs.)	94.2809 CHF (0)
Ø price 30 days   Ø volume 30 days (pcs.)	93.2399 CHF (0)
Ø price 100 days   Ø volume 100 days (pcs.)	- CHF (-)
Ø price 250 days   Ø volume 250 days (pcs.)	- CHF (-)
YTD High   date	99.1507 CHF (2024/02/05)
YTD Low   date	90.7085 CHF (2024/02/29)
52 Weeks High   date	- CHF (-)
52 Weeks Low   date	- CHF (-)

### Recent Research

on underlying	on sector	on market	
Date		Headline	Download
2024/04/26		Global Equity Ratings	
2024/04/03		Global Equity Ratings	
2024/03/13		Global Equity Ratings	
2024/02/22		Global Equity Ratings	
2024/02/14		Global Equity Ratings	