

## ADIDAS AG FUTURE (ADSG) - EUX/202501

2024/07/11 19:04:03

Price  
**230.5343** EURDifference  2.02% (4.57)

## General attributes

Symbol	ADSGF25
Exchange	Eurex
Currency	EUR
Security type	Future
Underlying	ADIDAS AG
Maturity	01-2025
Contract size	100

## Market data

Bid (Bid size)	- EUR (-)
Ask (Ask size)	- EUR (-)
Open	230.5343 EUR
High	230.5343 EUR
Low	230.5343 EUR
Close (prev. day)	225.9631 EUR
Underlying	ADIDAS AG
Underlying price (date)	225.80 (24/07/11)
Settlement price (date)	230.53 (24/07/11)
Open Interest	0

## Performance and Risk

	6m	1Y	3Y
Perf (%)	+25.42%	-	-
Perf (abs.)	+46.73	-	-
Beta	-	-	-
Volatility	26.54	-	-

## Futures and Options

Related Futures	-
Related Options	-

5Y






















Information about previous performance does not guarantee future performance.  
Source: FactSet

## Price data

Ø price 5 days   Ø volume 5 days (pcs.)	225.1373 EUR (0)
Ø price 30 days   Ø volume 30 days (pcs.)	228.4288 EUR (0)
Ø price 100 days   Ø volume 100 days (pcs.)	219.0508 EUR (0)
Ø price 250 days   Ø volume 250 days (pcs.)	- EUR (-)
YTD High   date	238.3934 EUR (2024/06/03)
YTD Low   date	170.2692 EUR (2024/01/19)
52 Weeks High   date	- EUR (-)
52 Weeks Low   date	- EUR (-)

## Recent Research

on underlying		on sector		on market	
Date				Headline	Download
2024/06/21				Global Equity Ratings	
2024/06/14				Global Equity Ratings	
2024/05/29				Global Equity Ratings	
2024/04/26				Global Equity Ratings	
2024/04/03				Global Equity Ratings	