

MCDONALD'S CORP. FUTURE (MCDF) - EUX/202501

2024/09/17 18:46:04

Price
296.6654 USD

Difference  **-1.12% (-3.36)**

General attributes

Symbol	MCDF25
Exchange	Eurex
Currency	USD
Security type	Future
Underlying	MCDONALD'S CORPORATION COM
Maturity	01-2025
Contract size	100

Market data

Bid (Bid size)	- USD (-)
Ask (Ask size)	- USD (-)
Open	296.6654 USD
High	296.6654 USD
Low	296.6654 USD
Close (prev. day)	300.0292 USD
Underlying	MCDONALD'S CORPORATION COM
Underlying price (date)	293.025 (24/09/18)
Settlement price (date)	296.67 (24/09/17)
Open Interest	0

Performance and Risk

	6m	1Y	3Y
Perf (%)	+3.24%	-	-
Perf (abs.)	+9.30	-	-
Beta	-	-	-
Volatility	18.27	-	-

Futures and Options

Related Futures	-
Related Options	-

5Y












Information about previous performance does not guarantee future performance.
Source: FactSet

Price data

Ø price 5 days Ø volume 5 days (pcs.)	296.0986 USD (0)
Ø price 30 days Ø volume 30 days (pcs.)	287.8304 USD (0)
Ø price 100 days Ø volume 100 days (pcs.)	271.2418 USD (0)
Ø price 250 days Ø volume 250 days (pcs.)	- USD (-)
YTD High date	309.7163 USD (2024/01/24)
YTD Low date	247.7779 USD (2024/07/09)
52 Weeks High date	- USD (-)
52 Weeks Low date	- USD (-)

Recent Research

on underlying	on sector	on market	
Date		Headline	Download
2024/09/11		Global Equity Ratings	
2024/09/05		Global Equity Ratings	
2024/08/12		Global Equity Ratings	
2024/07/24		Global Equity Ratings	
2024/07/12		Global Equity Ratings	