

# MCDONALD'S CORP. FUTURE (MCDF) - EUX/202501

2024/05/17 19:05:11

**Price**  
277.6806 USD

**Difference**  -0.79% (-2.20)

### General attributes

Symbol	MCDF25
Exchange	Eurex
Currency	USD
Security type	Future
Underlying	MCDONALD'S CORPORATION COM
Maturity	01-2025
Contract size	100

### Market data

Bid (Bid size)	- USD (-)
Ask (Ask size)	- USD (-)
Open	277.6806 USD
High	277.6806 USD
Low	277.6806 USD
Close (prev. day)	279.8836 USD
Underlying	MCDONALD'S CORPORATION COM
Underlying price (date)	272.38 (24/05/17)
Settlement price (date)	277.68 (24/05/17)
Open Interest	0

### Performance and Risk

	6m	1Y	3Y
Perf (%)	-	-	-
Perf (abs.)	-	-	-
Beta	-	-	-
Volatility	-	-	-

### Futures and Options

Related Futures	-
Related Options	-

5Y











Information about previous performance does not guarantee future performance.  
Source: FactSet

### Price data

Ø price 5 days   Ø volume 5 days (pcs.)	278.1145 USD (0)
Ø price 30 days   Ø volume 30 days (pcs.)	276.6318 USD (0)
Ø price 100 days   Ø volume 100 days (pcs.)	291.8534 USD (0)
Ø price 250 days   Ø volume 250 days (pcs.)	- USD (-)
YTD High   date	309.7163 USD (2024/01/24)
YTD Low   date	271.6911 USD (2024/04/10)
52 Weeks High   date	- USD (-)
52 Weeks Low   date	- USD (-)

### Recent Research

on underlying	on sector	on market	
Date		Headline	Download
2024/04/26		Global Equity Ratings	
2024/04/03		Global Equity Ratings	
2024/03/13		Global Equity Ratings	
2024/02/22		Global Equity Ratings	
2024/02/14		Global Equity Ratings	