

WALMART INC. FUTURE (WMTF) - EUX/202501

2024/07/26 18:36:07

Price
71.1749 USD

Difference  -0.80% (-0.57)

General attributes

Symbol	WMTFF25
Exchange	Eurex
Currency	USD
Security type	Future
Underlying	WALMART INC.
Maturity	01-2025
Contract size	100

Market data

Bid (Bid size)	- USD (-)
Ask (Ask size)	- USD (-)
Open	71.1749 USD
High	71.1749 USD
Low	71.1749 USD
Close (prev. day)	71.7472 USD
Underlying	WALMART INC.
Underlying price (date)	69.78 (24/07/26)
Settlement price (date)	71.17 (24/07/26)
Open Interest	0

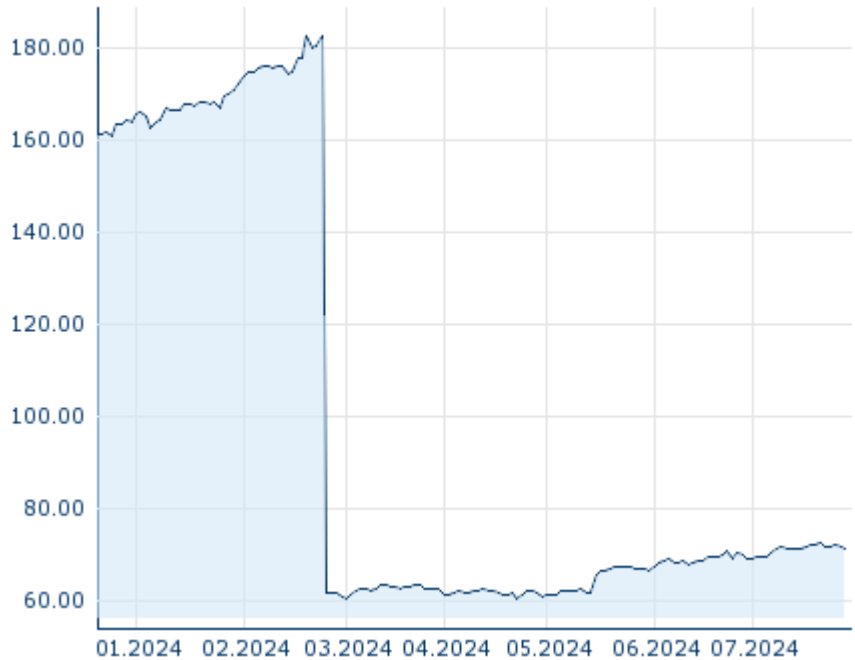
Performance and Risk

	6m	1Y	3Y
Perf (%)	-57.96%	-	-
Perf (abs.)	-98.13	-	-
Beta	-	-	-
Volatility	155.92	-	-

Futures and Options

Related Futures	-
Related Options	-

5Y












Information about previous performance does not guarantee future performance.
Source: FactSet

Price data

Ø price 5 days Ø volume 5 days (pcs.)	71.7270 USD (0)
Ø price 30 days Ø volume 30 days (pcs.)	70.6400 USD (0)
Ø price 100 days Ø volume 100 days (pcs.)	65.8556 USD (0)
Ø price 250 days Ø volume 250 days (pcs.)	- USD (-)
YTD High date	182.5313 USD (2024/02/20)
YTD Low date	60.4065 USD (2024/04/23)
52 Weeks High date	- USD (-)
52 Weeks Low date	- USD (-)

Recent Research

on underlying	on sector	on market	
Date		Headline	Download
2024/07/24		Global Equity Ratings	
2024/07/12		Global Equity Ratings	
2024/06/21		Global Equity Ratings	
2024/06/14		Global Equity Ratings	
2024/05/29		Global Equity Ratings	