


GEA GROUP AG FUTURE (G1AF) - EUX/202501

2024/06/14 18:38:51

Price
38.5626 EUR

Difference  **-0.50% (-0.20)**

General attributes

Symbol: G1AFF25
 Exchange: Eurex
 Currency: EUR
 Security type: Future
 Underlying: GEA GROUP AG
 Maturity: 01-2025
 Contract size: 100

Market data

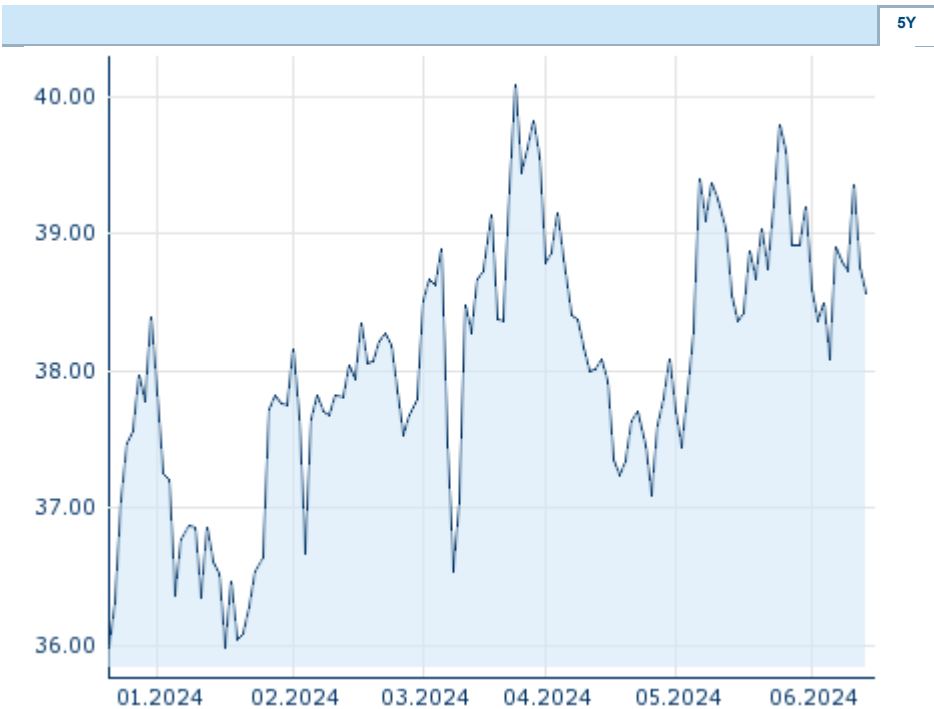
Bid (Bid size): - EUR (-)
 Ask (Ask size): - EUR (-)
 Open: 38.5626 EUR
 High: 38.5626 EUR
 Low: 38.5626 EUR
 Close (prev. day): 38.7582 EUR
 Underlying: GEA GROUP AG
 Underlying price (date): 37.66 (24/06/14)
 Settlement price (date): 38.56 (24/06/14)
 Open Interest: 0

Performance and Risk

	6m	1Y	3Y
Perf (%)	-	-	-
Perf (abs.)	-	-	-
Beta	-	-	-
Volatility	-	-	-

Futures and Options

Related Futures: -
 Related Options: -








Information about previous performance does not guarantee future performance.
 Source: FactSet

Price data

Ø price 5 days | Ø volume 5 days (pcs.): 38.8388 EUR (0)
 Ø price 30 days | Ø volume 30 days (pcs.): 38.8377 EUR (0)
 Ø price 100 days | Ø volume 100 days (pcs.): 38.3084 EUR (0)
 Ø price 250 days | Ø volume 250 days (pcs.): - EUR (-)
 YTD High | date: 40.0799 EUR (2024/03/22)
 YTD Low | date: 35.9877 EUR (2024/01/17)
 52 Weeks High | date: - EUR (-)
 52 Weeks Low | date: - EUR (-)

Recent Research

on sector		on market	
Date		Headline	Download
2024/06/14		Global Equity Ratings	
2024/05/29		Global Equity Ratings	
2024/04/26		Global Equity Ratings	
2024/04/03		Global Equity Ratings	
2024/03/13		Global Equity Ratings	