

## COCA-COLA CO., THE FUTURE (KOFF) - EUX/202501

2024/09/16 18:46:50

Price  
**72.5078** USDDifference  0.70% (0.50)

## General attributes

|               |              |
|---------------|--------------|
| Symbol        | KOFFF25      |
| Exchange      | Eurex        |
| Currency      | USD          |
| Security type | Future       |
| Underlying    | COCA-COLA CO |
| Maturity      | 01-2025      |
| Contract size | 100          |

## Market data

|                         |                  |
|-------------------------|------------------|
| Bid (Bid size)          | - USD (-)        |
| Ask (Ask size)          | - USD (-)        |
| Open                    | 72.5078 USD      |
| High                    | 72.5078 USD      |
| Low                     | 72.5078 USD      |
| Close (prev. day)       | 72.0044 USD      |
| Underlying              | COCA-COLA CO     |
| Underlying price (date) | 72.10 (24/09/16) |
| Settlement price (date) | 72.51 (24/09/16) |
| Open Interest           | 0                |

## Performance and Risk

|             | 6m      | 1Y | 3Y |
|-------------|---------|----|----|
| Perf (%)    | +18.14% | -  | -  |
| Perf (abs.) | +11.13  | -  | -  |
| Beta        | -       | -  | -  |
| Volatility  | 11.81   | -  | -  |

## Futures and Options

|                 |   |
|-----------------|---|
| Related Futures | - |
| Related Options | - |












5Y

Information about previous performance does not guarantee future performance.  
Source: FactSet

## Price data

|   |                          |
|---|--------------------------|
| Ø price 5 days   Ø volume 5 days (pcs.)     | 71.8678 USD (0)          |
| Ø price 30 days   Ø volume 30 days (pcs.)   | 70.8526 USD (0)          |
| Ø price 100 days   Ø volume 100 days (pcs.) | 66.3814 USD (0)          |
| Ø price 250 days   Ø volume 250 days (pcs.) | - USD (-)                |
| YTD High   date                             | 73.3812 USD (2024/09/04) |
| YTD Low   date                              | 59.2129 USD (2024/04/17) |
| 52 Weeks High   date                        | - USD (-)                |
| 52 Weeks Low   date                         | - USD (-)                |

## Recent Research

| on underlying | on sector   | on market             |   |
|---------------|---|-----------------------|---|
| Date          |   | Headline              | Download  |
| 2024/09/11    |  | Global Equity Ratings |  |
| 2024/09/05    |  | Global Equity Ratings |  |
| 2024/08/12    |  | Global Equity Ratings |  |
| 2024/07/24    |  | Global Equity Ratings |  |
| 2024/07/12    |  | Global Equity Ratings |  |