

L'OREAL FUTURE (LORF) - EUX/202501

2024/09/16 18:46:52

Price
370.5666 EUR

Difference  -0.23% (-0.87)

General attributes

Symbol	LORFF25
Exchange	Eurex
Currency	EUR
Security type	Future
Underlying	L'OREAL S.A.
Maturity	01-2025
Contract size	100

Market data

Bid (Bid size)	- EUR (-)
Ask (Ask size)	- EUR (-)
Open	370.5666 EUR
High	370.5666 EUR
Low	370.5666 EUR
Close (prev. day)	371.4356 EUR
Underlying	L'OREAL S.A.
Underlying price (date)	365.90 (24/09/16)
Settlement price (date)	370.57 (24/09/16)
Open Interest	0

Performance and Risk

	6m	1Y	3Y
Perf (%)	-19.76%	-	-
Perf (abs.)	-91.45	-	-
Beta	-	-	-
Volatility	19.26	-	-

Futures and Options

Related Futures	-
Related Options	-












Information about previous performance does not guarantee future performance.
Source: FactSet

Price data

Ø price 5 days Ø volume 5 days (pcs.)	376.8593 EUR (0)
Ø price 30 days Ø volume 30 days (pcs.)	391.4694 EUR (0)
Ø price 100 days Ø volume 100 days (pcs.)	425.5027 EUR (0)
Ø price 250 days Ø volume 250 days (pcs.)	- EUR (-)
YTD High date	468.7508 EUR (2024/05/14)
YTD Low date	370.0029 EUR (2024/09/12)
52 Weeks High date	- EUR (-)
52 Weeks Low date	- EUR (-)

Recent Research

on underlying	on sector	on market	
Date		Headline	Download
2024/09/11		Global Equity Ratings	
2024/09/05		Global Equity Ratings	
2024/08/12		Global Equity Ratings	
2024/07/24		Global Equity Ratings	
2024/07/12		Global Equity Ratings	