

L'OREAL FUTURE (LORF) - EUX/202501

2024/07/26 18:35:32

Price
406.5231 EURDifference  1.63% (6.53)

General attributes

Symbol	LORFF25
Exchange	Eurex
Currency	EUR
Security type	Future
Underlying	L'OREAL S.A.
Maturity	01-2025
Contract size	100

Market data

Bid (Bid size)	- EUR (-)
Ask (Ask size)	- EUR (-)
Open	406.5231 EUR
High	406.5231 EUR
Low	406.5231 EUR
Close (prev. day)	399.9914 EUR
Underlying	L'OREAL S.A.
Underlying price (date)	398.80 (24/07/26)
Settlement price (date)	406.52 (24/07/26)
Open Interest	0

Performance and Risk

	6m	1Y	3Y
Perf (%)	-10.61%	-	-
Perf (abs.)	-48.25	-	-
Beta	-	-	-
Volatility	21.27	-	-

Futures and Options

Related Futures	-
Related Options	-












Information about previous performance does not guarantee future performance.
Source: FactSet

Price data

Ø price 5 days Ø volume 5 days (pcs.)	408.5387 EUR (0)
Ø price 30 days Ø volume 30 days (pcs.)	423.9151 EUR (0)
Ø price 100 days Ø volume 100 days (pcs.)	442.2811 EUR (0)
Ø price 250 days Ø volume 250 days (pcs.)	- EUR (-)
YTD High date	468.7508 EUR (2024/05/14)
YTD Low date	399.9914 EUR (2024/07/25)
52 Weeks High date	- EUR (-)
52 Weeks Low date	- EUR (-)

Recent Research

on underlying	on sector	on market		
Date			Headline	Download
2024/07/24			Global Equity Ratings	
2024/07/12			Global Equity Ratings	
2024/06/21			Global Equity Ratings	
2024/06/14			Global Equity Ratings	
2024/05/29			Global Equity Ratings	