

UNILEVER PLC FUTURE (UNIH) - EUX/202501

2024/09/02 18:40:22

Price
58.8618 EURDifference  0.32% (0.19)

General attributes

Symbol	UNIH25
Exchange	Eurex
Currency	EUR
Security type	Future
Underlying	UNILEVER PLC
Maturity	01-2025
Contract size	100

Market data

Bid (Bid size)	- EUR (-)
Ask (Ask size)	- EUR (-)
Open	58.8618 EUR
High	58.8618 EUR
Low	58.8618 EUR
Close (prev. day)	58.6762 EUR
Underlying	UNILEVER PLC
Underlying price (date)	4,919.6942 (24/09/03)
Settlement price (date)	58.86 (24/09/02)
Open Interest	0

Performance and Risk

	6m	1Y	3Y
Perf (%)	+29.67%	-	-
Perf (abs.)	+13.47	-	-
Beta	-	-	-
Volatility	16.88	-	-

Futures and Options

Related Futures	-
Related Options	-












Information about previous performance does not guarantee future performance.
Source: FactSet

Price data

Ø price 5 days Ø volume 5 days (pcs.)	58.4668 EUR (0)
Ø price 30 days Ø volume 30 days (pcs.)	56.4074 EUR (0)
Ø price 100 days Ø volume 100 days (pcs.)	52.2746 EUR (0)
Ø price 250 days Ø volume 250 days (pcs.)	- EUR (-)
YTD High date	58.8618 EUR (2024/09/02)
YTD Low date	43.0428 EUR (2024/01/22)
52 Weeks High date	- EUR (-)
52 Weeks Low date	- EUR (-)

Recent Research

on underlying		on sector	
Date		Headline	Download
2024/08/12		Global Equity Ratings	
2024/07/24		Global Equity Ratings	
2024/07/12		Global Equity Ratings	
2024/06/21		Global Equity Ratings	
2024/06/14		Global Equity Ratings	