

# HENKEL AG & CO.KGAA VORZUGS. FUTURE (HENG) - EUX/202501

2024/08/20 18:50:40

Price  
**80.4884** EUR

Difference  1.74% (1.37)

### General attributes

|               |                        |
|---------------|------------------------|
| Symbol        | HENGF25                |
| Exchange      | Eurex                  |
| Currency      | EUR                    |
| Security type | Future                 |
| Underlying    | HENKEL AG & CO KGAA VZ |
| Maturity      | 01-2025                |
| Contract size | 100                    |

### Market data

|                         |                        |
|-------------------------|------------------------|
| Bid (Bid size)          | - EUR (-)              |
| Ask (Ask size)          | - EUR (-)              |
| Open                    | 80.4884 EUR            |
| High                    | 80.4884 EUR            |
| Low                     | 80.4884 EUR            |
| Close (prev. day)       | 79.1151 EUR            |
| Underlying              | HENKEL AG & CO KGAA VZ |
| Underlying price (date) | 79.70 (24/08/21)       |
| Settlement price (date) | 80.49 (24/08/20)       |
| Open Interest           | 0                      |

### Performance and Risk

|             | 6m      | 1Y | 3Y |
|-------------|---------|----|----|
| Perf (%)    | +11.24% | -  | -  |
| Perf (abs.) | +8.13   | -  | -  |
| Beta        | -       | -  | -  |
| Volatility  | 18.29   | -  | -  |

### Futures and Options

|                 |   |
|-----------------|---|
| Related Futures | - |
| Related Options | - |

5Y













Information about previous performance does not guarantee future performance.  
Source: FactSet

### Price data

|   |                          |
|---|--------------------------|
| Ø price 5 days   Ø volume 5 days (pcs.)     | 79.6441 EUR (0)          |
| Ø price 30 days   Ø volume 30 days (pcs.)   | 81.2364 EUR (0)          |
| Ø price 100 days   Ø volume 100 days (pcs.) | 81.4011 EUR (0)          |
| Ø price 250 days   Ø volume 250 days (pcs.) | - EUR (-)                |
| YTD High   date                             | 87.1125 EUR (2024/06/12) |
| YTD Low   date                              | 69.6895 EUR (2024/02/28) |
| 52 Weeks High   date                        | - EUR (-)                |
| 52 Weeks Low   date                         | - EUR (-)                |

### Recent Research

| on underlying | on sector   | on market |                       |   |
|---------------|---|-----------|-----------------------|---|
| Date          |   |           | Headline              | Download  |
| 2022/05/04    |  |           | Global Equity Ratings |  |
| 2022/04/27    |  |           | Global Equity Ratings |  |
| 2022/04/14    |  |           | Global Equity Ratings |  |
| 2022/03/29    |  |           | Global Equity Ratings |  |
| 2022/03/10    |  |           | Global Equity Ratings |  |