

SES GLOBAL S.A. FUTURE (SESF) - EUX/202501

2024/07/04 18:48:44

Price
4.7273 EUR

Difference  0.99% (0.05)

General attributes

Symbol	SESFF25
Exchange	Eurex
Currency	EUR
Security type	Future
Underlying	SES S.A.
Maturity	01-2025
Contract size	100

Market data

Bid (Bid size)	- EUR (-)
Ask (Ask size)	- EUR (-)
Open	4.7273 EUR
High	4.7273 EUR
Low	4.7273 EUR
Close (prev. day)	4.6808 EUR
Underlying	SES S.A.
Underlying price (date)	4.874 (24/07/04)
Settlement price (date)	4.73 (24/07/04)
Open Interest	0

Performance and Risk

	6m	1Y	3Y
Perf (%)	-15.19%	-	-
Perf (abs.)	-0.85	-	-
Beta	-	-	-
Volatility	41.86	-	-

Futures and Options

Related Futures	-
Related Options	-

5Y







Information about previous performance does not guarantee future performance.
Source: FactSet

Price data

Ø price 5 days Ø volume 5 days (pcs.)	4.6831 EUR (0)
Ø price 30 days Ø volume 30 days (pcs.)	4.8977 EUR (0)
Ø price 100 days Ø volume 100 days (pcs.)	5.2566 EUR (0)
Ø price 250 days Ø volume 250 days (pcs.)	- EUR (-)
YTD High date	6.0395 EUR (2024/02/27)
YTD Low date	4.4313 EUR (2024/05/03)
52 Weeks High date	- EUR (-)
52 Weeks Low date	- EUR (-)

Recent Research

on sector		on market	
Date		Headline	Download
2024/06/21		Global Equity Ratings	
2024/06/14		Global Equity Ratings	
2024/05/29		Global Equity Ratings	
2024/04/26		Global Equity Ratings	
2024/04/03		Global Equity Ratings	