

SWISS MARKET INDEX (SMI) FUTURE (FSMI) - EUX/202612

2024/07/16 18:27:27

Price
12,007.00 CHF

Difference  -0.27% (-33.00)

General attributes

Symbol	FSMIZ26
Exchange	Eurex
Currency	CHF
Security type	Future
Underlying	SWISS MARKET INDEX
Maturity	12-2026
Contract size	1

Market data

Bid (Bid size)	- CHF (-)
Ask (Ask size)	- CHF (-)
Open	12,007.00 CHF
High	12,007.00 CHF
Low	12,007.00 CHF
Close (prev. day)	12,040.00 CHF
Underlying	SWISS MARKET INDEX
Underlying price (date)	12,283.52 (24/07/17)
Settlement price (date)	12,007.00 (24/07/16)
Open Interest	0

Performance and Risk

	6m	1Y	3Y
Perf (%)	+11.80%	-	-
Perf (abs.)	+1,267.00	-	-
Beta	-	-	-
Volatility	10.51	-	-

Futures and Options

Related Futures	-
Related Options	-

5Y







Information about previous performance does not guarantee future performance.
Source: FactSet

Price data

Ø price 5 days Ø volume 5 days (pcs.)	12,026.00 CHF (0)
Ø price 30 days Ø volume 30 days (pcs.)	11,923.10 CHF (0)
Ø price 100 days Ø volume 100 days (pcs.)	11,506.51 CHF (0)
Ø price 250 days Ø volume 250 days (pcs.)	- CHF (-)
YTD High date	12,168.00 CHF (2024/06/07)
YTD Low date	10,614.00 CHF (2024/02/09)
52 Weeks High date	- CHF (-)
52 Weeks Low date	- CHF (-)

Recent Research

on market		
Date	Headline	Download
2024/07/12	 Global Equity Ratings	
2024/07/03	 Global Strategy 3Q 2024	
2024/06/21	 Global Equity Ratings	
2024/05/02	 FX markets reflect uncertain interest rate outlook	
2024/03/26	 Global Strategy 2Q 2024	