


# RICHTER GEDEON VEGYESZETI GYAR NYRT (RCH) - BUD/20241230

2024/05/02 03:53:27

**Price**  
9,318.00 HUF

**Difference**  0.32% (30.00)

**General attributes**

**Symbol** RCH1224

**Exchange** Budapest Stock Exchange

**Currency** HUF

**Security type** Future

**Underlying** RICHTER GEDEON VEGYESZETI GYAR NYRT

**Maturity** 12-2024

**Contract size** 50

**Market data**

**Bid (Bid size)** - HUF (-)

**Ask (Ask size)** - HUF (-)

**Open** 9,318.00 HUF

**High** -

**Low** -

**Close (prev. day)** 9,288.00 HUF

**Underlying** RICHTER GEDEON VEGYESZETI GYAR NYRT

**Underlying price (date)** 9,320.00 (24/05/02)

**Settlement price (date)** - (-)

**Open Interest** 0

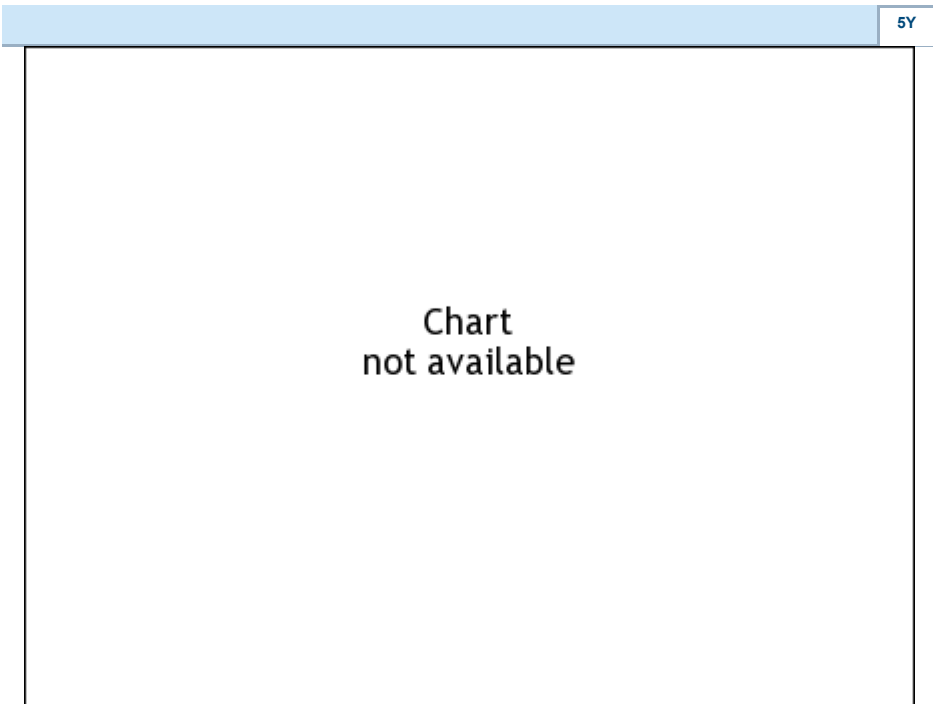
**Performance and Risk**

	6m	1Y	3Y
Perf (%)	-	-	-
Perf (abs.)	-	-	-
Beta	-	-	-
Volatility	-	-	-

**Futures and Options**

**Related Futures** -

**Related Options** -



Information about previous performance does not guarantee future performance.  
Source: FactSet

**Price data**

Ø price 5 days | Ø volume 5 days (pcs.) - HUF (-)

Ø price 30 days | Ø volume 30 days (pcs.) - HUF (-)

Ø price 100 days | Ø volume 100 days (pcs.) - HUF (-)

Ø price 250 days | Ø volume 250 days (pcs.) - HUF (-)


YTD High | date - HUF (-)

YTD Low | date - HUF (-)

52 Weeks High | date - HUF (-)

52 Weeks Low | date - HUF (-)

**Recent Research**

on sector		on market	
Date		Headline	Download
2024/04/26		Global Equity Ratings	
2024/04/03		Global Equity Ratings	
2024/03/13		Global Equity Ratings	
2024/02/22		Global Equity Ratings	
2024/02/14		Global Equity Ratings	