


OPUS GLOBAL NYRT (OPS) - BUD/20241230

2024/06/14 03:50:11

Price
444.00 HUF

Difference  2.30% (10.00)

General attributes

Symbol OPS1224

Exchange Budapest Stock Exchange

Currency HUF

Security type Future

Underlying OPUS GLOBAL NYRT

Maturity 12-2024

Contract size 5,000

Market data

Bid (Bid size) - HUF (-)

Ask (Ask size) - HUF (-)

Open 444.00 HUF

High -

Low -

Close (prev. day) 434.00 HUF

Underlying OPUS GLOBAL NYRT

Underlying price (date) 428.50 (24/06/14)

Settlement price (date) - (-)

Open Interest 0

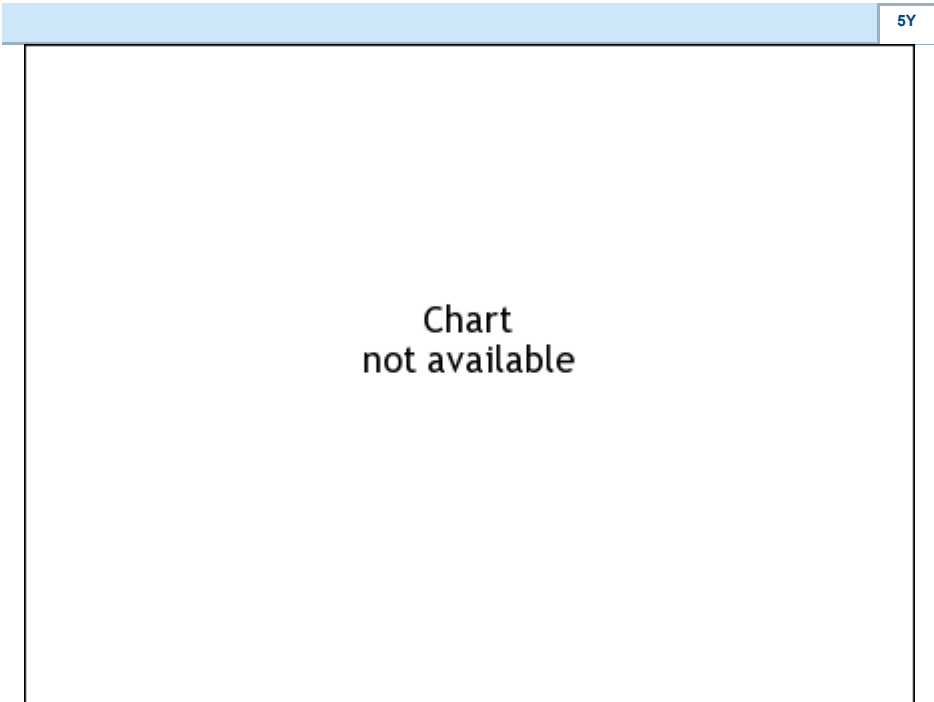
Performance and Risk

	6m	1Y	3Y
Perf (%)	-	-	-
Perf (abs.)	-	-	-
Beta	-	-	-
Volatility	-	-	-

Futures and Options

Related Futures -

Related Options -



Information about previous performance does not guarantee future performance.
Source: FactSet

Price data

Ø price 5 days | Ø volume 5 days (pcs.) - HUF (-)

Ø price 30 days | Ø volume 30 days (pcs.) - HUF (-)

Ø price 100 days | Ø volume 100 days (pcs.) - HUF (-)

Ø price 250 days | Ø volume 250 days (pcs.) - HUF (-)







YTD High | date - HUF (-)

YTD Low | date - HUF (-)

52 Weeks High | date - HUF (-)

52 Weeks Low | date - HUF (-)

Recent Research

on sector		on market	
Date		Headline	Download
2024/06/14		Global Equity Ratings	
2024/05/29		Global Equity Ratings	
2024/04/26		Global Equity Ratings	
2024/04/03		Global Equity Ratings	
2024/03/13		Global Equity Ratings	