


OPUS GLOBAL NYRT (OPS) - BUD/20241230

2024/06/14 03:50:11

Price
444.00 HUF

Difference  2.30% (10.00)

General attributes

Symbol OPS1224
Exchange Budapest Stock Exchange
Currency HUF
Security type Future
Underlying OPUS GLOBAL NYRT
Maturity 12-2024
Contract size 5,000

Market data

Bid (Bid size) - HUF (-)
Ask (Ask size) - HUF (-)
Open 444.00 HUF
High -
Low -
Close (prev. day) 434.00 HUF
Underlying OPUS GLOBAL NYRT
Underlying price (date) 428.50 (24/06/14)
Settlement price (date) - (-)
Open Interest 0

Performance and Risk

	6m	1Y	3Y
Perf (%)	-	-	-
Perf (abs.)	-	-	-
Beta	-	-	-
Volatility	-	-	-

Futures and Options

Related Futures -
Related Options -






Information about previous performance does not guarantee future performance.
Source: FactSet

Price data

Ø price 5 days | Ø volume 5 days (pcs.) - HUF (-)
Ø price 30 days | Ø volume 30 days (pcs.) - HUF (-)
Ø price 100 days | Ø volume 100 days (pcs.) - HUF (-)
Ø price 250 days | Ø volume 250 days (pcs.) - HUF (-)
YTD High | date - HUF (-)
YTD Low | date - HUF (-)
52 Weeks High | date - HUF (-)
52 Weeks Low | date - HUF (-)

Recent Research

on sector		on market	
Date		Headline	Download
2024/06/14		Global Equity Ratings	
2024/05/29		Global Equity Ratings	
2024/04/26		Global Equity Ratings	
2024/04/03		Global Equity Ratings	
2024/03/13		Global Equity Ratings	