


OPUS GLOBAL NYRT (OPS) - BUD/20241230

2024/05/10 03:44:16

Price
394.00 HUF

Difference  0.77% (3.00)

General attributes

Symbol	OPS1224
Exchange	Budapest Stock Exchange
Currency	HUF
Security type	Future
Underlying	OPUS GLOBAL NYRT
Maturity	12-2024
Contract size	5,000

Market data


Bid (Bid size)	- HUF (-)
Ask (Ask size)	- HUF (-)
Open	394.00 HUF
High	-
Low	-
Close (prev. day)	391.00 HUF
Underlying	OPUS GLOBAL NYRT
Underlying price (date)	381.00 (24/05/10)
Settlement price (date)	- (-)
Open Interest	0

Performance and Risk

	6m	1Y	3Y
Perf (%)	-	-	-
Perf (abs.)	-	-	-
Beta	-	-	-
Volatility	-	-	-

Futures and Options

Related Futures	-
Related Options	-




Information about previous performance does not guarantee future performance.
Source: FactSet

Price data

Ø price 5 days Ø volume 5 days (pcs.)	- HUF (-)
Ø price 30 days Ø volume 30 days (pcs.)	- HUF (-)
Ø price 100 days Ø volume 100 days (pcs.)	- HUF (-)
Ø price 250 days Ø volume 250 days (pcs.)	- HUF (-)
YTD High date	- HUF (-)
YTD Low date	- HUF (-)
52 Weeks High date	- HUF (-)
52 Weeks Low date	- HUF (-)

Recent Research

on sector		on market	
Date		Headline	Download
2024/04/26		Global Equity Ratings	
2024/04/03		Global Equity Ratings	
2024/03/13		Global Equity Ratings	
2024/02/22		Global Equity Ratings	
2024/02/14		Global Equity Ratings	