


# OPUS GLOBAL NYRT (OPS) - BUD/20241230

2024/04/29 03:53:58

**Price**  
409.00 HUF

**Difference**  0.99% (4.00)

**General attributes**

Symbol	OPS1224
Exchange	Budapest Stock Exchange
Currency	HUF
Security type	Future
Underlying	OPUS GLOBAL NYRT
Maturity	12-2024
Contract size	5,000

**Market data**

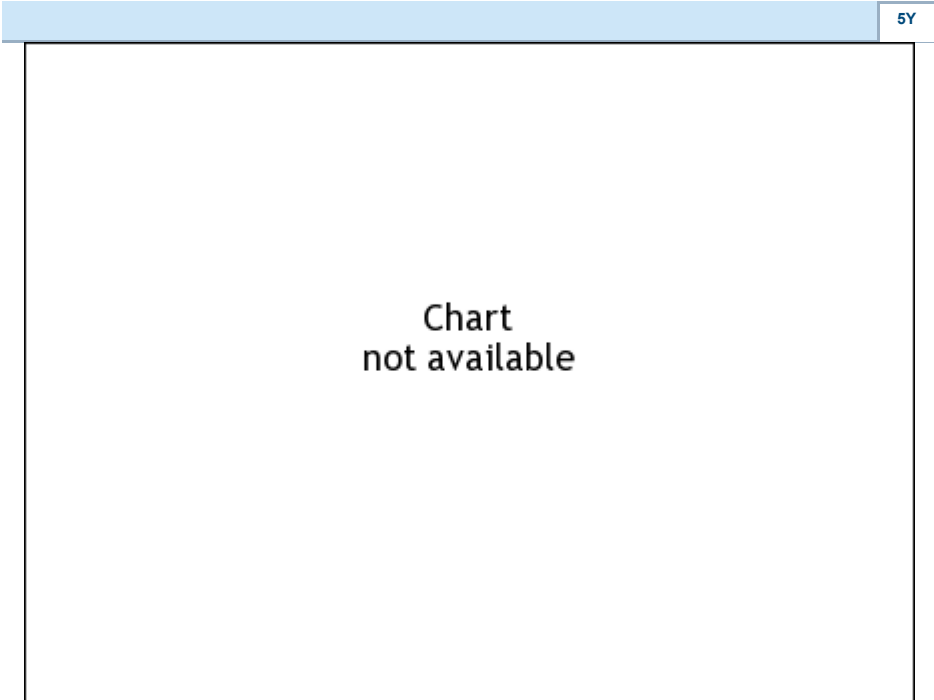
Bid (Bid size)	- HUF (-)
Ask (Ask size)	- HUF (-)
Open	409.00 HUF
High	-
Low	-
Close (prev. day)	405.00 HUF
Underlying	OPUS GLOBAL NYRT
Underlying price (date)	391.50 (24/04/26)
Settlement price (date)	- (-)
Open Interest	0

**Performance and Risk**

	6m	1Y	3Y
Perf (%)	-	-	-
Perf (abs.)	-	-	-
Beta	-	-	-
Volatility	-	-	-

**Futures and Options**

Related Futures	-
Related Options	-







Information about previous performance does not guarantee future performance.  
Source: FactSet

**Price data**

Ø price 5 days   Ø volume 5 days (pcs.)	- HUF (-)
Ø price 30 days   Ø volume 30 days (pcs.)	- HUF (-)
Ø price 100 days   Ø volume 100 days (pcs.)	- HUF (-)
Ø price 250 days   Ø volume 250 days (pcs.)	- HUF (-)
YTD High   date	- HUF (-)
YTD Low   date	- HUF (-)
52 Weeks High   date	- HUF (-)
52 Weeks Low   date	- HUF (-)

**Recent Research**

on sector		on market	
Date		Headline	Download
2024/04/26		Global Equity Ratings	
2024/04/03		Global Equity Ratings	
2024/03/13		Global Equity Ratings	
2024/02/22		Global Equity Ratings	
2024/02/14		Global Equity Ratings	