

ÁLLAMI NYOMDA SHARE FUTURES FUTURES (ANY) - BUD/20241230

2024/08/16 03:52:19

Price
4,625.00 HUF

Difference  -1.11% (-52.00)

General attributes

| | |
|---------------|---|
| Symbol | ANY1224 |
| Exchange | Budapest Stock Exchange |
| Currency | HUF |
| Security type | Future |
| Underlying | ANY SECURITY PRINTING COMPANY PLC HUF98 |
| Maturity | 12-2024 |
| Contract size | 1,000 |

Market data

| | |
|-------------------------|---|
| Bid (Bid size) | - HUF (-) |
| Ask (Ask size) | - HUF (-) |
| Open | 4,625.00 HUF |
| High | - |
| Low | - |
| Close (prev. day) | 4,677.00 HUF |
| Underlying | ANY SECURITY PRINTING COMPANY PLC HUF98 |
| Underlying price (date) | 4,440.00 (24/08/16) |
| Settlement price (date) | - (-) |
| Open Interest | 0 |


Performance and Risk

| | 6m | 1Y | 3Y |
|-------------|----|----|----|
| Perf (%) | - | - | - |
| Perf (abs.) | - | - | - |
| Beta | - | - | - |
| Volatility | - | - | - |

Futures and Options

| | |
|-----------------|---|
| Related Futures | - |
| Related Options | - |

5Y










Information about previous performance does not guarantee future performance.
Source: FactSet

Price data

| | |
|---|-----------|
| Ø price 5 days Ø volume 5 days (pcs.) | - HUF (-) |
| Ø price 30 days Ø volume 30 days (pcs.) | - HUF (-) |
| Ø price 100 days Ø volume 100 days (pcs.) | - HUF (-) |
| Ø price 250 days Ø volume 250 days (pcs.) | - HUF (-) |
| YTD High date | - HUF (-) |
| YTD Low date | - HUF (-) |
| 52 Weeks High date | - HUF (-) |
| 52 Weeks Low date | - HUF (-) |

Recent Research

| on sector | | on market | |
|------------|---|-----------------------|---|
| Date | | Headline | Download |
| 2024/08/12 |  | Global Equity Ratings |  |
| 2024/07/24 |  | Global Equity Ratings |  |
| 2024/07/12 |  | Global Equity Ratings |  |
| 2024/06/21 |  | Global Equity Ratings |  |
| 2024/06/14 |  | Global Equity Ratings |  |